


Q3 2021 PROGRESS REPORT

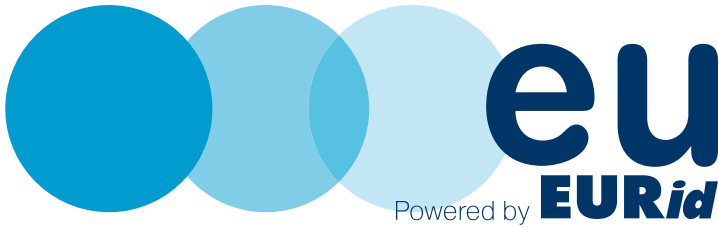
EURid

Quarterly Update

Q3



AT A GLANCE



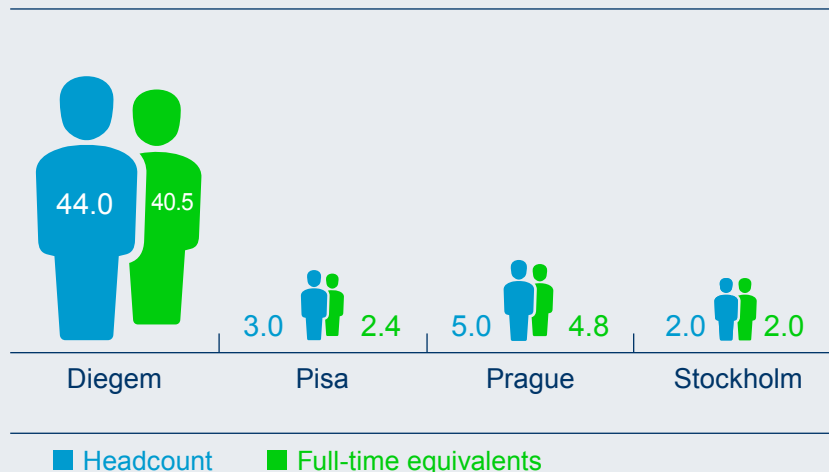
Q3 2021

152,850 new registrations were recorded in Q3 2021, contributing to 3,705,728 .eu domain name registrations at the end of the quarter. The top countries for registration growth in the quarter were Latvia 6.8%, Finland 2.4% and Germany 1.4%.

In Q3, EURid announced the extension of citizenship criteria to EEA nationals, and revealed the 2021 .eu Web Awards finalists. Furthermore, EURid delivered articles on the efforts of leading the domain name industry to go green and the importance of including domain names as part of registered trademarks.

HEADCOUNT PER OFFICE

54 EMPLOYEES WORKING AT EURID'S 4 OFFICES AT THE END OF Q3 2021.



KEY FIGURES



152 850

NEW DOMAIN NAME REGISTRATIONS IN Q3 2021



TOP GROWTH COUNTRY
LATVIA

+6.8%

Q3 2021 VS Q2 2021



19

DOMAIN NAME DISPUTES FILED IN Q3 2021

DEVELOPMENTS Q3 2021

EURid announced the ten winners of the SAFEonLINE art competition.

JUL 01
2021

EURid withdrew close to 48,000 Brexit related .eu domain names, which no longer complied with the eligibility criteria.

JUL 08
2021

EURid extended the citizenship criteria to the citizens of Iceland, Liechtenstein and Norway.



AUG 02
2021

EURid publishes .eu Academy page with information on its expertise on the DNS industry.

EURid revealed the eighteen 2021 .eu Web Awards finalists in six categories.

AUG 16
2021



AUG 19
2021



EURid informed its stakeholders that the COVID-related domain name checks would continue until 31 December 2021.

AUG 30
2021

EURid notified its partners that the 2021 .eu Web Awards gala would take place at Teatro Antico in Taormina on 14 October.

SEP 09
2021

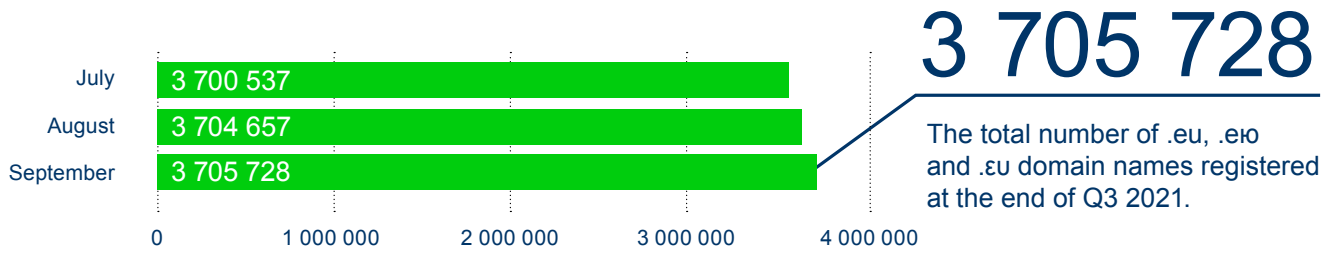
EURid organized a workshop on public funding and online communication in collaboration with the FundingBox.


SEP 17
2021



THE .eu, .eю AND .eυ TLDs


TOTAL NUMBER OF .eu, .eю AND .eυ REGISTRATIONS AT THE END OF Q3 2021





84.3%


AVERAGE RENEWAL RATE DURING Q3 2021*



152 850

NEW .eu REGISTRATIONS IN Q3 2021

INTERNATIONALISED DOMAIN NAMES (IDNs)



To learn more about IDNs, visit idnworldreport.eu.

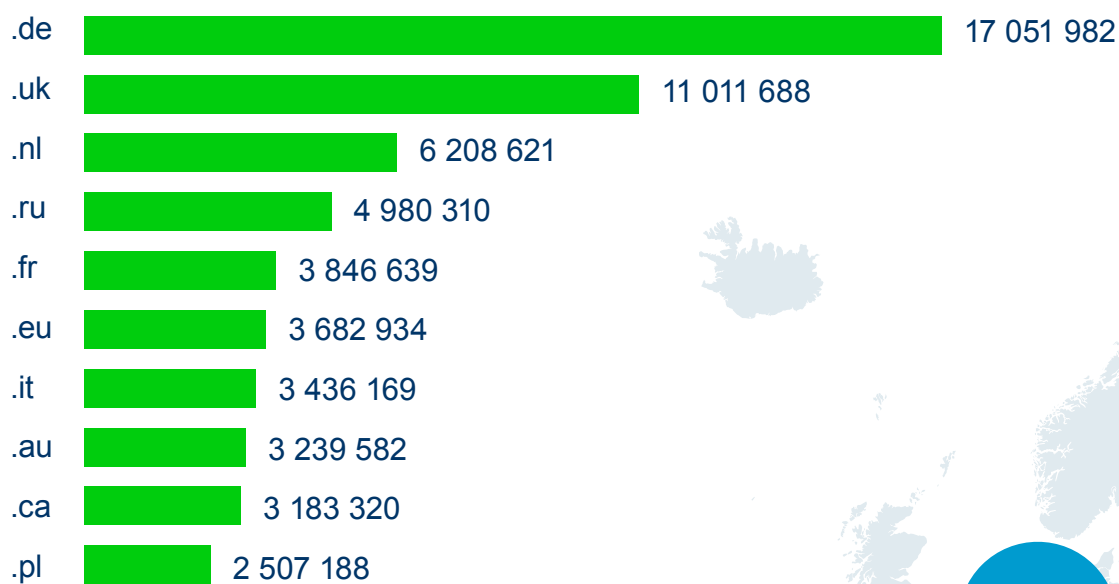
MULTI-YEAR REGISTRATIONS (MYRs)



* Please note, that the renewal rate is always an interim number till 40 days after the period finishes (and the reactivations from quarantine finish for that period).

ccTLD REGISTRATIONS

TOP 10 CENTR ccTLDs BASED ON REGISTRATIONS AS OF Q3 2021



Statistics provided courtesy of CENTRstats.


3 682 934

THE REGISTRANTS

TOTAL NUMBER OF .eu, .eu0 & .eu DOMAIN NAMES BY COUNTRY OF REGISTRANT

Country	Names
Aland Island	137
Austria ⁰⁷	162343
Belgium ⁰⁸	148738
Bulgaria	37598
Croatia	12975
Cyprus	18535
Czech Republic ⁰⁶	185774
Denmark	34302
Estonia	32722
Finland	19561
France ⁰³	310364
French Guiana	66
Germany ⁰¹	1013620
Gibraltar	5
Greece	53510
Guadeloupe	243
Hungary	49509
Iceland	442
Ireland	86675
Italy ⁰⁴	281804

Country	Names
Latvia	17374
Liechtenstein	650
Lithuania	29814
Luxembourg	16078
Malta	15788
Martinique	157
Mayotte	4
Netherlands ⁰²	472745
Norway	24298
Poland ⁰⁵	231164
Portugal ¹⁰	130730
Reunion	290
Romania	30617
Saint Martin	4
Slovakia	49486
Slovenia	17377
Spain ⁰⁹	133166
Sweden	70334
United Kingdom	3714
Eligibility based on citizenship	16676



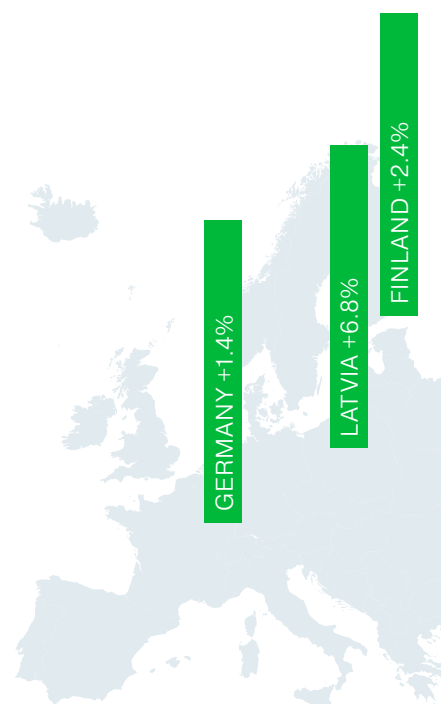
Top 10 countries with the most registrations

The table above is based on country codes. Some EU Member State territories (such as Gibraltar, the Åland Islands and Guadeloupe) have their own country codes, which is why they are included in the list.

GROWTH BY COUNTRY, QUARTER OVER QUARTER AND YEAR OVER YEAR

Country	Q3 2021 vs. Q3 2020	Q3 2021 vs. Q2 2021
Austria	12.6%	1.2%
Aland Island	3.8%	5.4%
Belgium	3.6%	0.2%
Bulgaria	6.4%	0.6%
Cyprus	-28.6%	-4.7%
Czech Republic	12.2%	0.7%
Germany ⁰³	3.7%	1.4%
Denmark	1.2%	-0.4%
Estonia	10.9%	0.8%
Spain	7.8%	1.0%
Finland ⁰²	7.7%	2.4%
France	0.0%	0.3%
United Kingdom	-97.1%	-92.0%
French Guiana	8.2%	3.1%
Gibraltar	-99.0%	-97.5%
Guadeloupe	9.5%	3.4%
Greece	11.5%	1.0%
Croatia	12.8%	1.1%
Hungary	4.4%	0.0%
Ireland	62.9%	0.1%

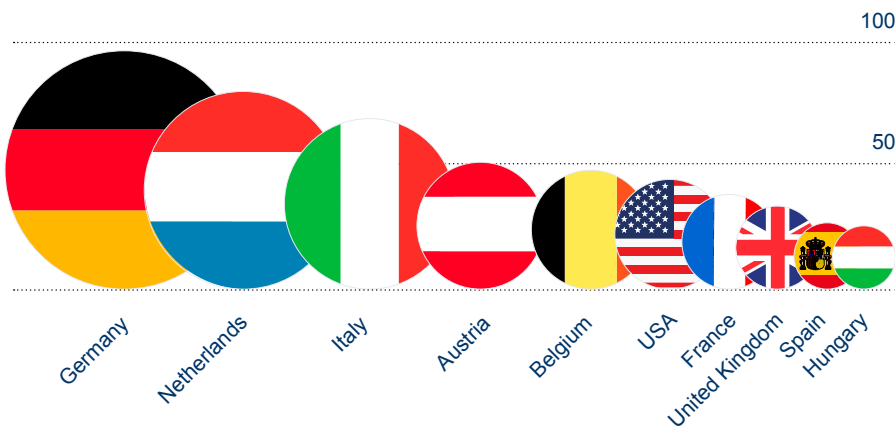
Country	Q3 2021 vs. Q3 2020	Q3 2021 vs. Q2 2021
Iceland	13.6%	-1.3%
Italy	5.2%	0.5%
Liechtenstein	10.5%	1.2%
Lithuania	10.7%	0.9%
Luxembourg	0.3%	-0.4%
Latvia ⁰¹	36.4%	6.8%
Saint Martin	100.0%	33.3%
Martinique	-1.3%	-2.5%
Malta	12.0%	0.4%
Netherlands	2.4%	-0.2%
Norway	-14.5%	-1.5%
Poland	3.5%	-1.1%
Portugal	103.5%	-1.6%
Reunion	1.0%	-0.7%
Romania	10.2%	0.5%
Sweden	3.7%	0.0%
Slovenia	-3.2%	-2.5%
Slovakia	6.7%	-0.2%
Mayotte	-20.0%	0.0%
Eligibility based on citizenship	983.9%	4.5%



Top growth countries Q3 2021 vs. Q2 2021 with over 1000 registrations

THE REGISTRARS

TOP 10 COUNTRIES BASED ON THE NUMBER OF EURid ACCREDITED REGISTRARS



KEY FIGURES



88.22%

REGISTRATIONS BY TOP 100 REGISTRARS IN Q3 2021

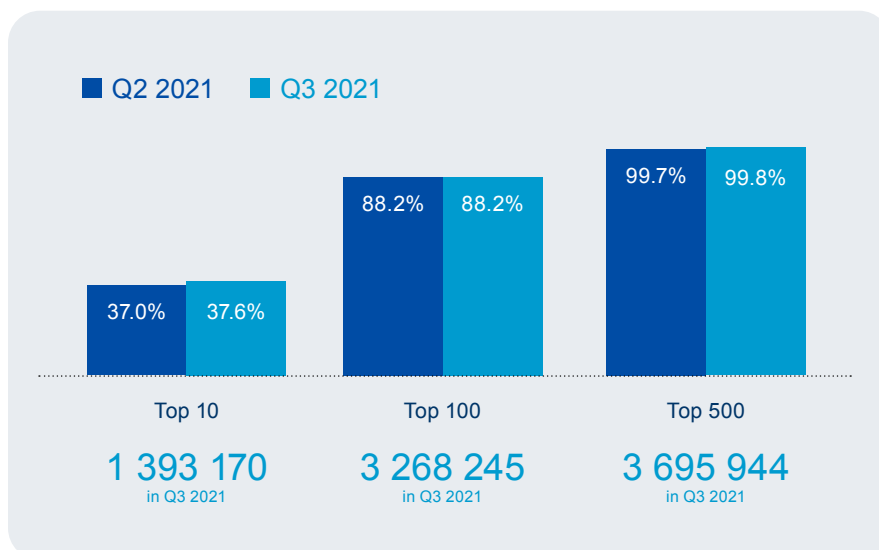
MARKET SHARE OF TOP 10, TOP 100 AND TOP 500 REGISTRARS

The top 100 EURid accredited registrars manage about 88% of all registrations, which means that many registrars are small businesses.



717

EURid ACCREDITED REGISTRARS AT THE END OF Q3 2021



...eu...eю...EU

Powered by **EURid**

info@eurid.eu / +32 (0)2 401 27 50 / www.eurid.eu

