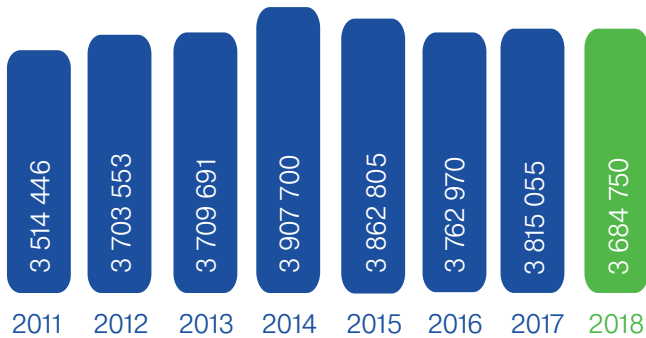


EURid in 2018

Total registrations at year's end

*includes .eu and .euo



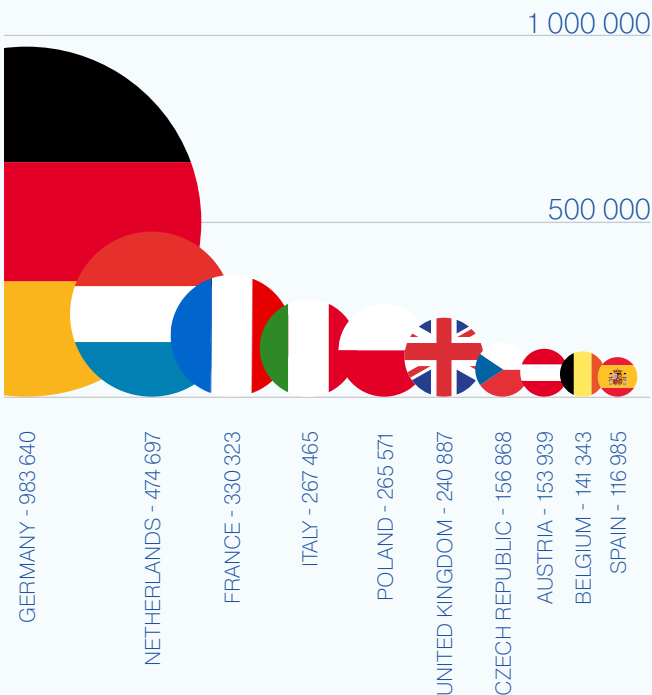
Average growth per year over the past 10 years

+2.2%

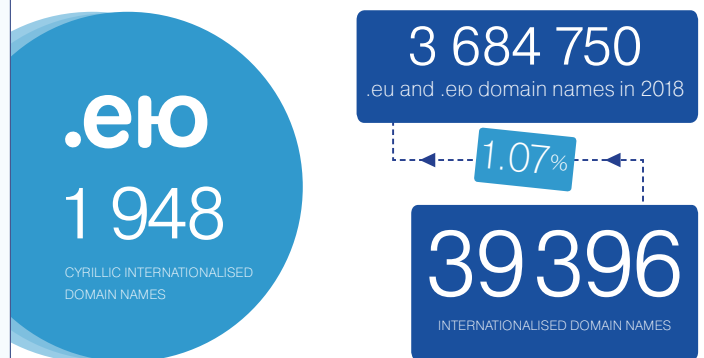
Registrar market share



.eu per country



Q4 2018 IDNs



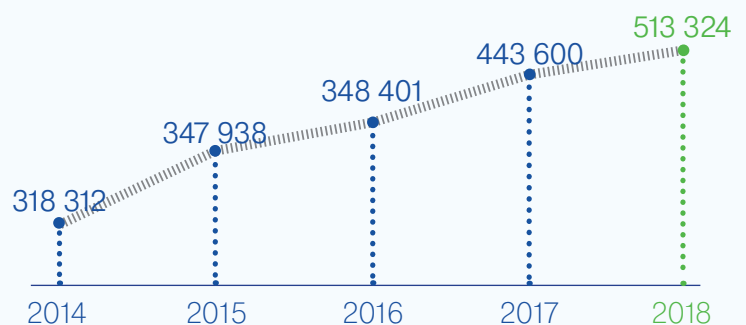
78.75% Average renewal rate

Top of class 2018



*Percentages represent change in registration total between 2017 and 2018.

DNSSEC signed domain names



EURid in 2018

Over 25 000 domain names suspended with ties to identity fraud

FEBRUARY
- MARCH

EC releases communication concerning Brexit and the .eu TLD



JUNE

EURid and IACC Team Up to Fight Cybercrime

JULY

EURid supports clean water initiative in Uganda to offset its 2017 CO₂ emissions



New corporate .eu logos

SEPTEMBER
- OCTOBER

The 2018 IDN World Report findings show negative IDN Growth in 2017

.eu dinner in Barcelona @ICANN63 featuring performance by Alvaro Soler

OCTOBER



EURid holds cybersecurity course at the S. Anna University in Pisa

NOVEMBER



NOVEMBER

EMAS registration confirmed until 2021

2018 .eu Web Awards

NOVEMBER



DECEMBER

Agreement reached between EU institutions for the .eu TLD new Regulation

EURid donates to Surfrider for the holidays

DECEMBER



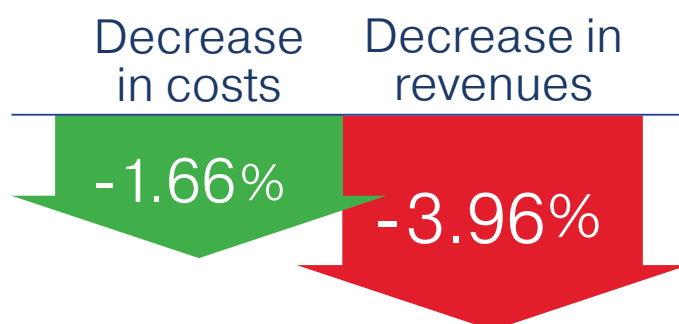
EURid in 2018

Profit and loss account

	2018	2017
Revenue from registration rights	12 951 051	13 287 131
Financial revenues & costs	- 99 585	58 848
Other	- 121 427	- 90 672
TOTAL REVENUES	12 730 039	13 255 307

	2018	2017
General costs	1 229 283	1 277 636
Marketing & communication	2 163 821	2 483 642
Depreciation	421 253	542 880
Human resources	4 924 188	4 375 747
Operating expenses	1 446 616	1 539 324
Subsidiaries	805 594	957 157
TOTAL COSTS	10 990 755	11 176 386

RESULT	1 739 284	2 078 921
--------	-----------	-----------



Balance sheet

	2018	2017
Fixed assets	568 011	443 854
Fixed assets	539 779	415 622
Financial fixed assets	28 232	28 232
Amounts receivable	20 639 691	21 931 511
Customers debtors	240 999	276 949
Banks	20 214 900	21 346 447
Credit lines to subsidiaries	0	0
Other receivables	183 792	308 115
Deferred charges and accrued income	526 199	618 928
TOTAL ASSETS	21 733 901	22 994 293

	2018	2017
Reserves and profit carried forward	10 267 237	11 280 307
Amounts payable	4 392 833	4 493 741
Suppliers	834 548	795 423
Invoices to be received	92 678	141 103
Customers creditors	1 082 547	952 331
Tax and social liability	365 981	335 805
Other amounts payable	0	0
Registrar pre-payments	2 017 079	2 269 079
Accrued charges and deferred income	7 073 831	7 220 245
TOTAL LIABILITIES	21 733 901	22 994 293