


Q2 2019 PROGRESS REPORT

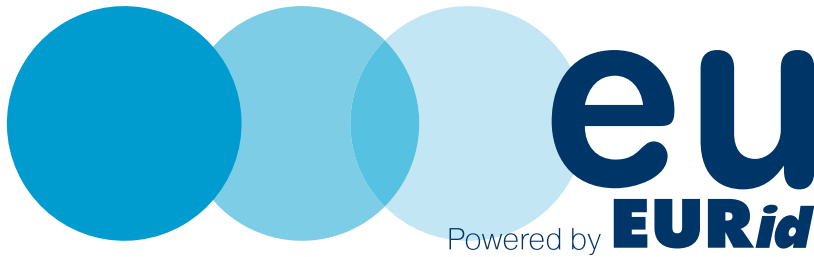
EURid

Quarterly Update

Q2



AT A GLANCE



Q2 - AT A GLANCE

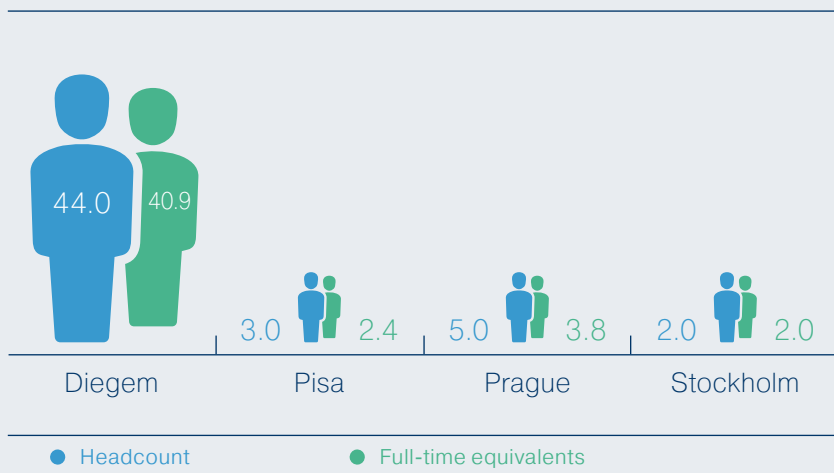
Q2 2019 saw the launch of the 2019 .eu Web Awards, the strengthening of our efforts to fight online fraud in cooperation with EUIPO and the contribution to environmental initiatives.

164 906 new registrations were made in Q2 2019, contributing to the total of 3 623 691 domain name registrations at the end of the quarter.

The top country for growth in the quarter was Ireland with 18% growth, followed by Portugal with 16.1% and Norway with 10.8%.

HEADCOUNT PER OFFICE

54 EMPLOYEES WORKING AT EURid'S 4 OFFICES AT THE END OF Q2 2019



KEY FIGURES



164 906

NEW DOMAIN NAME REGISTRATIONS IN Q2 2019



TOP GROWTH COUNTRY IRELAND

+18.0%

Q2 2019 VS Q1 2019



9

DOMAIN NAME DISPUTES FILED IN Q2 2019

DEVELOPMENTS

Q2

EURid and EC service concession contract was extended until 12 October 2022

APR 03
2019

6th edition of .eu Web Awards launched (nomination period open until 1 August 2019)

APR 24
2019

EURid and EUIPO expanded their services to holders of a European Union trade mark (EUTM)



MAY 20
2019



.eu Illustrated (Spring 2019 edition) introduced a selection of .eu websites that portray a number of EU accomplishments

MAY 23
2019



EURid contributed to the Monchique reforestation project as part of our environmental efforts to compensate the offset of our CO₂ emissions

MAY 29
2019



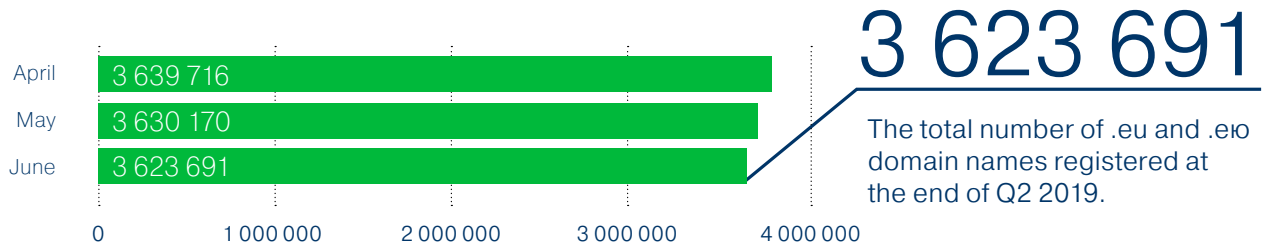
ICANN announced the completion of the string evaluation for the IDN ccTLD “eu” (xn--qxa6a) and EURid has initiated the IANA delegation process, with the plan to launch .eu on 14 November 2019

JUN 06
2019



THE .eu AND .europa TLDs

TOTAL NUMBER OF .eu AND .europa REGISTRATIONS AT THE END OF THE QUARTER



82.3%

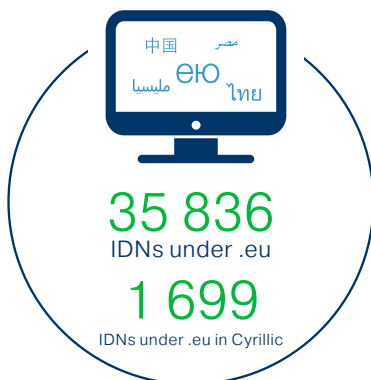
AVERAGE RENEWAL RATE DURING Q2 2019*



164 906

NEW .eu REGISTRATIONS IN Q2 2019

INTERNATIONALISED DOMAIN NAMES (IDNs)



To learn more about IDNs, visit idnworldreport.eu.

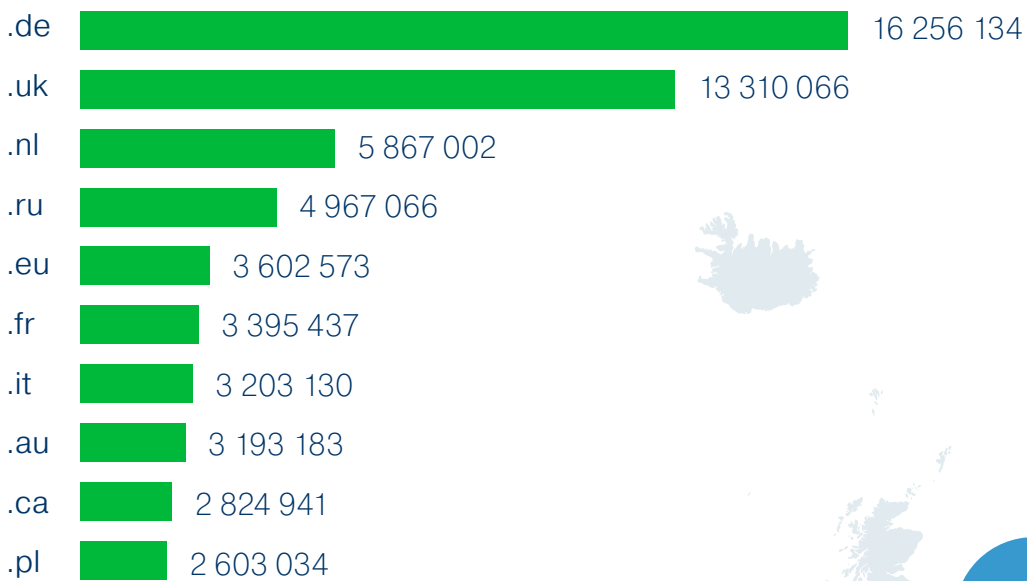
MULTI-YEAR REGISTRATIONS (MYRs)



* Based on the 40 day quarantine window for deleted domain names, the renewal rate is subject to change up until 40 days after the close of the quarter.

ccTLD REGISTRATIONS

TOP 10 CENTR ccTLDs BASED ON REGISTRATIONS AS OF Q2 2019



Statistics provided courtesy of CENTR.


3 602 573

THE REGISTRANTS

TOTAL NUMBER OF .eu & .eu0 DOMAIN NAMES BY COUNTRY OF REGISTRANT

Country	Names
Aland Island	158
Austria ⁰⁸	147 378
Belgium ⁰⁹	143 066
Bulgaria	37 763
Croatia	10 577
Cyprus	29 134
Czech Republic ⁰⁷	158 241
Denmark	35 275
Estonia	27 419
Finland	18 970
France ⁰³	328 098
French Guiana	74
Germany ⁰¹	978 566
Gibraltar	545
Greece	44 840
Guadeloupe	243
Hungary	46 193
Iceland	575
Ireland	47 781
Italy ⁰⁵	263 199

Country	Names
Latvia	11 480
Liechtenstein	504
Lithuania	25 278
Luxembourg	16 606
Malta	13 117
Martinique	178
Mayotte	2
Netherlands ⁰²	471 735
Norway	21 778
Poland ⁰⁴	266 185
Portugal	36 690
Reunion	341
Romania	26 993
Saint Martin	1
Slovakia	46 532
Slovenia	15 624
Spain ¹⁰	119 090
Sweden	71 114
United Kingdom ⁰⁶	162 287



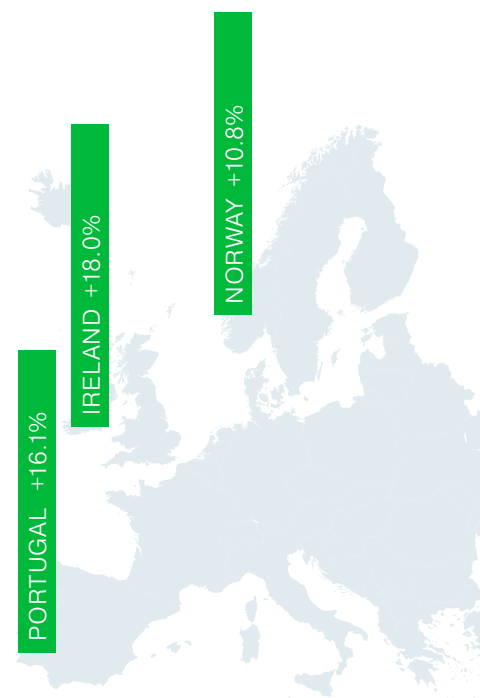
Top 10 countries with the most registrations

The table above is based on country codes. Some EU Member State territories (such as Gibraltar, the Åland Islands and Guadeloupe) have their own country codes, which is why they are included in the list.

GROWTH BY COUNTRY, QUARTER OVER QUARTER AND YEAR OVER YEAR

Country	Q2 2019 vs. Q2 2018	Q2 2019 vs. Q1 2019
Aland Island	-21.0%	1.9%
Austria	-12.0%	-1.7%
Belgium	3.1%	0.2%
Bulgaria	-11.9%	2.1%
Croatia	5.3%	1.5%
Cyprus	24.1%	0.7%
Czech Republic	1.6%	0.3%
Denmark	4.4%	-0.3%
Estonia	8.2%	2.5%
Finland	7.5%	4.3%
France	-5.5%	-0.2%
French Guiana	32.1%	13.8%
Germany	-1.6%	-0.6%
Gibraltar	-52.8%	-3.7%
Greece	2.2%	-0.2%
Guadeloupe	6.1%	-1.2%
Hungary	2.4%	0.0%
Iceland	-5.4%	11.7%
Ireland ⁰¹	44.7%	18.0%
Italy	0.2%	-0.7%


Country	Q2 2019 vs. Q2 2018	Q2 2019 vs. Q1 2019
Latvia	13.6%	2.1%
Liechtenstein	15.9%	1.0%
Lithuania	-7.0%	-7.3%
Luxembourg	0.2%	-0.7%
Malta	18.9%	5.0%
Martinique	24.5%	4.7%
Mayotte	N/A	0.0%
Netherlands	-6.4%	-0.8%
Norway ⁰³	44.4%	10.8%
Poland	2.2%	0.1%
Portugal ⁰²	62.5%	16.1%
Reunion	13.3%	1.8%
Romania	-20.5%	-22.8%
Saint Martin	N/A	N/A
Slovakia	2.1%	1.9%
Slovenia	9.6%	2.4%
Spain	3.3%	-0.9%
Sweden	8.7%	-1.1%
United Kingdom	-46.7%	-13.9%



Top growth countries Q2 2019 vs. Q1 2019

THE REGISTRARS

TOP 10 COUNTRIES BASED ON THE NUMBER OF EURid ACCREDITED REGISTRARS



KEY FIGURES

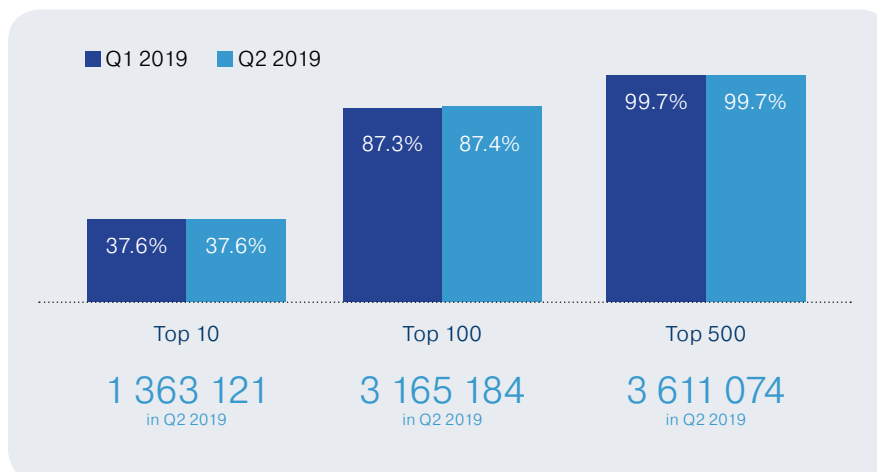


87.38%

REGISTRATIONS BY TOP 10 REGISTRARS IN Q2 2019

MARKET SHARE OF TOP 10, TOP 100 AND TOP 500 REGISTRARS

The top 100 EURid accredited registrars manage about 87% of all registrations, which means that many registrars are small businesses. Compared to the previous year, the market share of the top 10, 100 and 500 registrars has slightly fluctuated.



717

EURid ACCREDITED REGISTRARS AT THE END OF Q2 2019

...eu...eu

Powered by **EURid**

info@eurid.eu / +32 (0)2 401 27 50 / www.eurid.eu

