


Q3 2020 PROGRESS REPORT

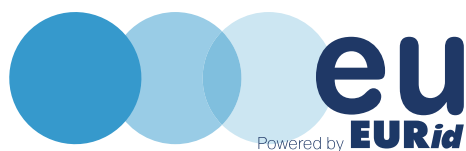
EURid

Quarterly Update

Q3



AT A GLANCE



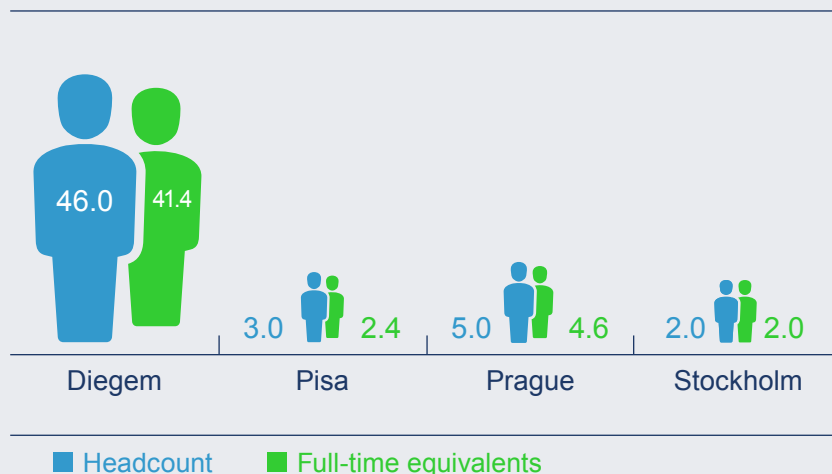
Q3 - AT A GLANCE

The .eu TLD space had 143 871 new registrations in Q3 2020, leading to a total of 3 576 302 domain names at the end of the quarter. The top country for registration growth in the quarter was Latvia (+4.2%), followed by Lithuania (3.5%) and Ireland (1.9%).

Highlights of the third quarter included: the announcement of 7th annual .eu Web Awards finalists, launching the .eu Live Talks with a webinar on "AI in your business", the establishment of the EURid Youth Committee, and the take-off of the EURid-coordinated Dynamic Coalition on Data and Trust within the Internet Governance Forum environment. We also completed the first 2020 categorisation of a sample of .eu websites and extended the discounted ADR fees until the end of 2020.

HEADCOUNT PER OFFICE

56 EMPLOYEES WORKING AT EURID'S 4 OFFICES AT THE END OF Q3 2020.



KEY FIGURES



143 871

NEW DOMAIN NAME
REGISTRATIONS IN Q3 2020



TOP GROWTH COUNTRY
LATVIA

+4.2%

Q3 2020 VS Q2 2020



26

DOMAIN NAME DISPUTES
FILED IN Q3 2020

DEVELOPMENTS

Q3

EURid launched the .eu Live Talks with a talk on “AI in your business”.

EURid set up a Youth Committee that will advise the registry on Internet governance matters as well as on the promotion of the .eu top-level domain.



EURid published an update on COVID-19 related domain name checks.

JUL 30
2020

In our effort to further understand our customers and maintain the .eu competitive edge, EURid completed the first 2020 categorisation of a sample of .eu websites.

SEP 01
2020

EURid presented the 2020 .eu Web Awards finalists.



SEP 15
2020

SEP 16
2020

EURid's SAFEonLINE Art Competition winners were presented at Tabacka Kulturfabrik in Košice, Slovakia.

SEP 21
2020

EURid announced the launch of the new Dynamic Coalition on Data and Trust (DC-DT) within the Internet Governance Forum environment.

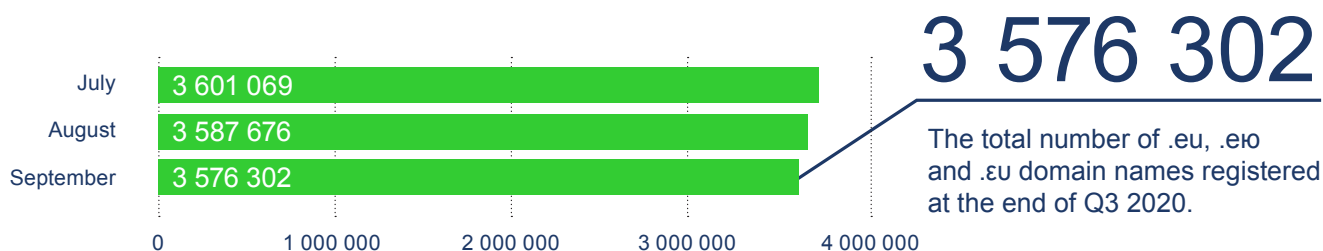
SEP 24
2020

SEP 25
2020



THE .eu, .eю AND .ευ TLDs

TOTAL NUMBER OF .eu, .eю AND .ευ REGISTRATIONS AT THE END OF Q3 2020



78.3%

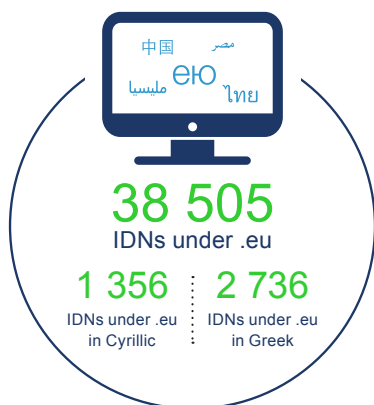
AVERAGE RENEWAL
RATE DURING Q3 2020*



143 871

NEW .eu REGISTRATIONS
IN Q3 2020

INTERNATIONALISED DOMAIN NAMES (IDNs)



To learn more about IDNs, visit idnworldreport.eu.

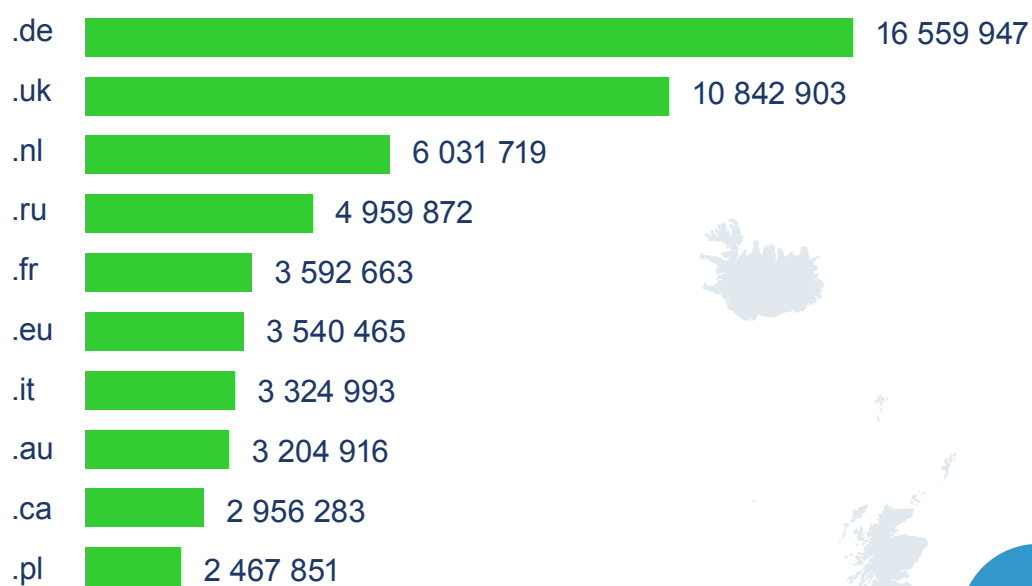
MULTI-YEAR REGISTRATIONS (MYRs)



* Please note, that the renewal rate is always an interim number till 40 days after the period finishes (and the reactivations from quarantine finish for that period).

ccTLD REGISTRATIONS

TOP 10 CENTR ccTLDs BASED ON REGISTRATIONS AS OF Q3 2020



Statistics provided courtesy of CENTRstats.


3 540 465

THE REGISTRANTS

TOTAL NUMBER OF .eu, .eu & .eu DOMAIN NAMES BY COUNTRY OF REGISTRANT

Country	Names
Åland Island	132
Austria ⁰⁷	144114
Belgium ⁰⁸	143626
Bulgaria	35342
Croatia	11503
Cyprus	25958
Czech Republic ⁰⁶	165542
Denmark	33893
Estonia	29507
Finland	18166
France ⁰³	310219
French Guiana	61
Germany ⁰¹	977698
Gibraltar	514
Greece	47999
Guadeloupe	222
Hungary	47407
Iceland	389
Ireland	53221
Italy ⁰⁴	267846

Country	Names
Latvia	12736
Liechtenstein	588
Lithuania	26934
Luxembourg	16023
Malta	14097
Martinique	159
Mayotte	5
Netherlands ⁰²	461721
Norway	28411
Poland ⁰⁵	223409
Portugal	64251
Reunion	287
Romania	27794
Saint Martin	2
Slovakia	46382
Slovenia	17949
Spain ¹⁰	123581
Sweden	67844
United Kingdom ⁰⁹	130114
Eligibility based on citizenship	1472



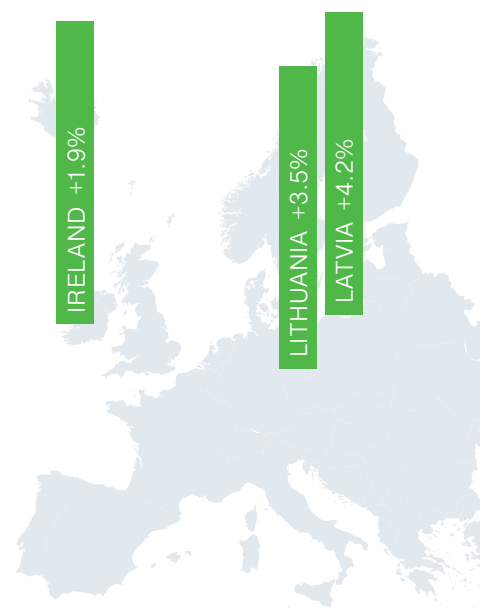
Top 10 countries with the most registrations

The table above is based on country codes. Some EU Member State territories (such as Gibraltar, the Åland Islands and Guadeloupe) have their own country codes, which is why they are included in the list.

GROWTH BY COUNTRY, QUARTER OVER QUARTER AND YEAR OVER YEAR

Country	Q3 2020 vs. Q3 2019	Q3 2020 vs. Q2 2020
Austria	-2.3%	-5.9%
Åland Island	-19.0%	-5.0%
Belgium	0.3%	0.3%
Bulgaria	-7.8%	1.2%
Cyprus	-7.3%	0.2%
Czech Republic	4.2%	1.2%
Germany	-0.2%	0.2%
Denmark	1.0%	-0.5%
Estonia	6.9%	1.5%
Spain	4.0%	0.0%
Finland	-5.5%	-2.7%
France	-5.1%	-1.6%
United Kingdom	-15.9%	-3.9%
French Guiana	-11.6%	-3.2%
Gibraltar	-10.3%	12.5%
Guadeloupe	-3.9%	-2.2%
Greece	7.3%	0.5%
Croatia	7.8%	1.9%
Hungary	2.1%	0.6%
Ireland ⁰³	10.3%	1.9%


Country	Q3 2020 vs. Q3 2019	Q3 2020 vs. Q2 2020
Iceland	38.9%	-13.7%
Italy	1.9%	0.0%
Liechtenstein	21.5%	10.7%
Lithuania ⁰²	6.4%	3.5%
Luxembourg	-3.8%	0.5%
Latvia ⁰¹	15.3%	4.2%
Saint Martin	100.0%	0.0%
Martinique	-8.1%	-0.6%
Malta	4.5%	0.2%
Netherlands	-1.1%	0.2%
Norway	17.3%	-4.4%
Poland	-13.0%	-1.4%
Portugal	25.8%	-18.9%
Reunion	-17.8%	-10.0%
Romania	4.0%	1.2%
Sweden	-4.2%	0.2%
Slovenia	11.7%	1.7%
Slovakia	0.2%	1.3%
Mayotte	66.7%	25.0%



Top countries for growth Q3 2020 vs. Q2 2020 with over 1000 registrations

THE REGISTRARS

TOP 10 COUNTRIES BASED ON THE NUMBER OF EURid ACCREDITED REGISTRARS



KEY FIGURES

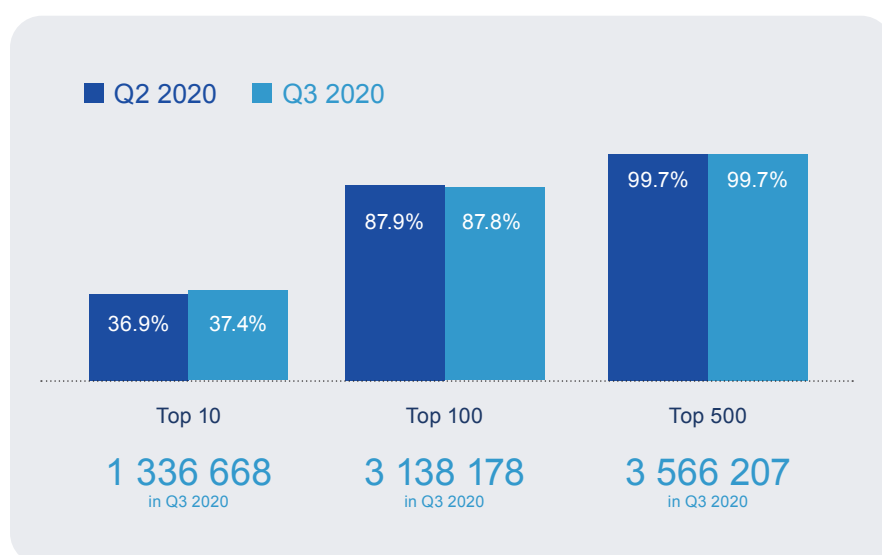


87.76 %

REGISTRATIONS
BY TOP 100
REGISTRARS IN Q3 2020

MARKET SHARE OF TOP 10, TOP 100 AND TOP 500 REGISTRARS

The top 100 EURid accredited registrars manage about 88 % of all registrations, which means that many registrars are small businesses.



715

EURid ACCREDITED
REGISTRARS
AT THE END OF Q3 2020

...eu...eю...ΕU

Powered by **EURid**

info@eurid.eu / +32 (0)2 401 27 50 / www.eurid.eu

