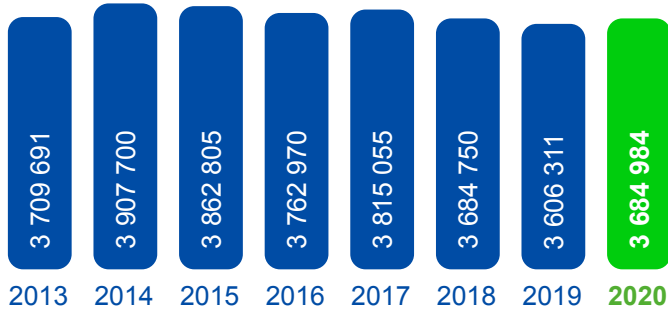


EURid in 2020

Total registrations at year's end

*includes .eu, since June 2016 .euo and since November 2019 .eu



The average growth per year

Past 10 years

+1.1%

Growth in 2020

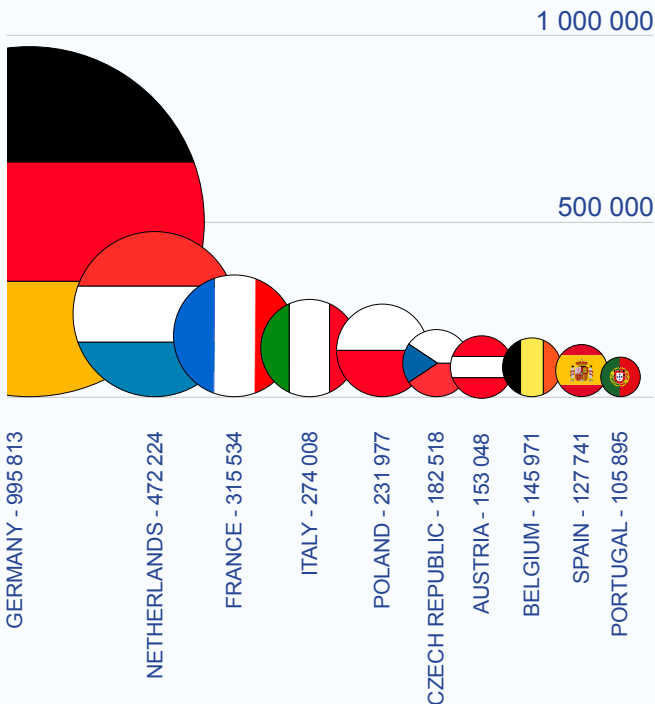
+2.2%

Registrar market share

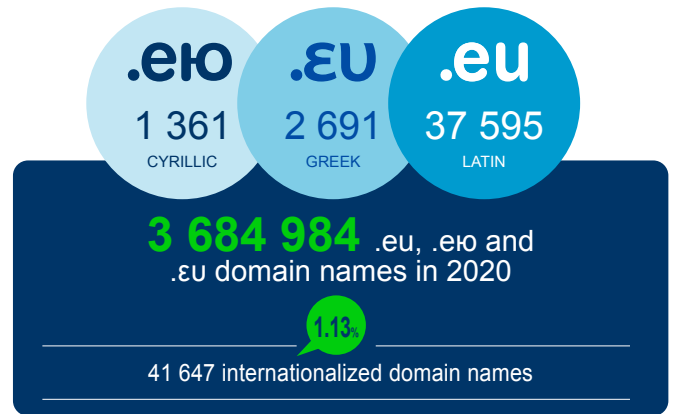


.eu/.euo/.eu per country

Country of registrant | Eligibility based on citizenship: 5357



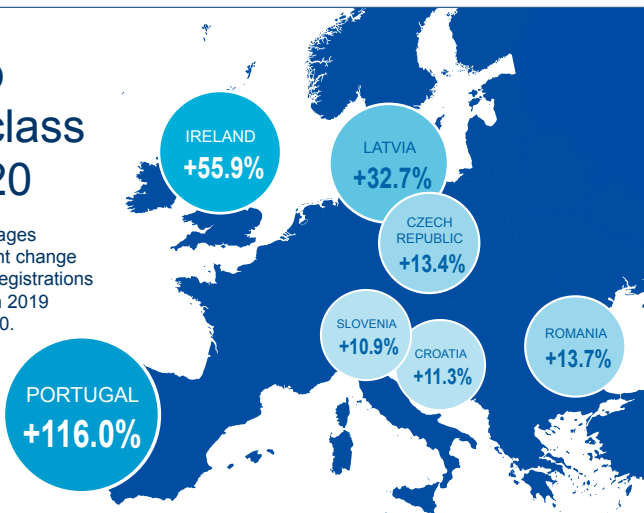
IDNs



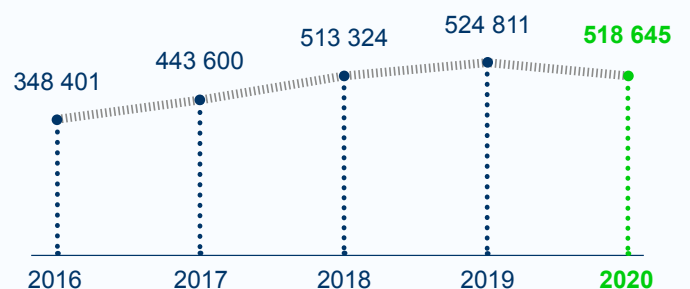
81.55% Average renewal rate

Top of class 2020

Percentages represent change in total registrations between 2019 and 2020.



DNSSEC signed domain names



EURid in 2020

Q1

The **.eu Academy** celebrated its **fifth anniversary** by delivering in-house training to industry peers, as well as online university courses.

The **European Commission** published its **biennial report**, which certifies that **EURid is operating in an effective and trustworthy way**.

We participated in the international action to **disrupt Necurs botnet** through the use of our award-winning **Abuse Prevention and Early Warning System (APEWS)**.

Q2

EURid implemented a set of measures in conjunction with the EC to protect end users from possible misuses of domain names associated with COVID-19.

The **Coordination Centre for the .RU/.PH TLD** became a partner in the annual **EURid-UNESCO World Report on IDNs**.

97% of registrars feel they are **satisfied** overall with .eu and with EURid, according to the results of the **2019 Registrar Satisfaction Survey**.

EURid supported the **'Water is Life' project in Madagascar** to offset its **2019 CO₂ emissions**, and reported a successful annual EMAS audit.

Q3

EURid launched the **Dynamic Coalition on Data and Trust (DC-DT)** within the IGF framework. Its inaugural meeting during IGF 2020 attracted **70 participants**.

In cooperation with the Youth IGF, EURid **set up a Youth Committee**. The Committee consists of 5 members who advise the registry on Internet governance matters.

Q4

EURid celebrated two anniversaries: the **eligibility criteria for the registration of .eu domain name being extended to all EU citizens living around the world**, and the **launch of .eu**. By the end of 2020, there were **2,691 .eu domain names** registered.

EURid published an **action plan to support SMEs during the pandemic**, of which the main initiative helped to support **13 companies** that use the .eu extension through an online campaign.

EURid announced the **2020 .eu Web Awards winners** during a spectacular online gala with over **700 participants** watching the show.



EURid in 2020

Profit and loss account

	2020	2019
Revenue from registration rights	12.415.648	12.649.128
Financial revenues & costs	-40.835	-64.155
Other	-120.075	-125.775
TOTAL REVENUES	12.254.738	12.459.198

	2020	2019
General costs	984.583	1.203.816
Contract compliance audits	132.833	366.240
Marketing & communication	2.318.212	2.531.304
Depreciation	345.354	365.402
Human resources	4.889.913	4.796.347
Operating expenses	1.681.016	1.573.096
Subsidiaries	687.730	746.191
TOTAL COSTS	11.039.641	11.582.396

RESULT	1.215.097	876.802
--------	-----------	---------

Headcount



Balance sheet

	2020	2019
Fixed assets	729.065	767.953
Fixed assets	700.833	739.721
Financial fixed assets	28.232	28.232
Amounts receivable	21.221.444	20.409.316
Customers debtors	314.657	257.448
Banks	20.390.824	19.897.718
Other receivables	515.963	254.150
Deferred charges and accrued income	680.502	654.032
TOTAL ASSETS	22.631.011	21.831.301

	2020	2019
Reserves and profit carried forward	10.722.240	10.049.440
Amounts payable	4.651.137	4.637.820
Suppliers	1.101.102	1.237.366
Invoices to be received	91.461	143.482
Customers creditors	1.207.215	1.022.369
Tax and social liability	405.929	374.524
Registrar pre-payments	1.845.430	1.860.079
Accrued charges and deferred income	7.257.634	7.144.041
TOTAL LIABILITIES	22.631.011	21.831.301