


Q4 2018 PROGRESS REPORT

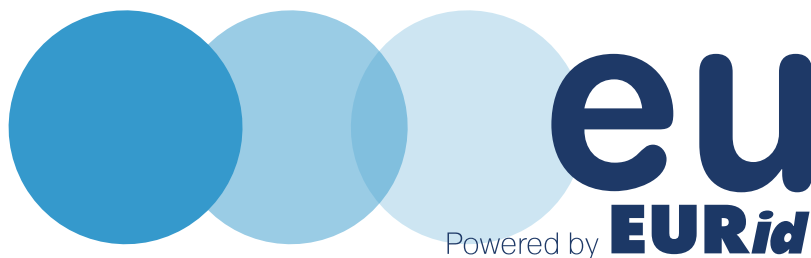
EURid

Quarterly Update

Q4



AT A GLANCE



Q4 - AT A GLANCE

171 667 new .eu registrations were made in Q4 2018, contributing to a total of 3 684 750 domain name registrations at the end of the quarter.

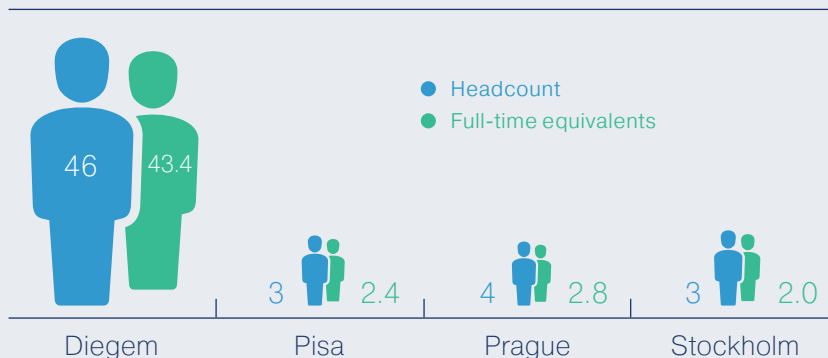
Portugal, Cyprus, and Norway made their mark as top growth countries in terms of registration percentage growth throughout the quarter. The same three top growth countries were also represented in the top ten in Q3 2018.

Q4 gave way to many important developments, one concerning the 2018 .eu Web Awards, which reached record breaking numbers at over 10 000 participants. Additionally, our EMAS and ISO 22301 certifications were renewed.

We continued our efforts towards ensuring a trustworthy and secure .eu online space through the suspension and withdrawal of abusive domain names, which totaled over 36 000 in Q4 alone.

HEADCOUNT PER OFFICE

56 EMPLOYEES WORKING AT EURid's
4 OFFICES AT THE END OF Q4 2018



KEY FIGURES



171 667

NEW .eu REGISTRATIONS
IN Q4 2018



TOP GROWTH COUNTRY
PORTUGAL

+13.2%

Q4 2018 VS Q3 2018



16

DOMAIN NAME DISPUTES
FILED IN Q4 2018

DEVELOPMENTS

Q4

Our participation in CodeWeek 2018

For the third year running, we happily participated in the European wide CodeWeek initiative in four countries!

CodeWeek. 

20 workshops organized by EURid with over 500 participants in 2018.



EURid announces the 2018 .eu Web Awards winners



OCT 2
2018

Over 36 000 suspended domain names withdrawn

On 2 October 2018, EURid withdrew 36 520 domain names that were previously suspended due to non-eligible registration data, of which some have been reported for abuse.

OCT 10
2018

EURid holds course on cybersecurity in Pisa for the second year

EURid's course at the Sant'Anna School of Advanced Studies in Pisa aimed at giving a 360° overview of the Cybersecurity Landscape. Starting with basic technological concepts and then moving into the intricate world of "the cyber", we focused on four key aspects of cybersecurity: networks, states, personal privacy and cybercrime.

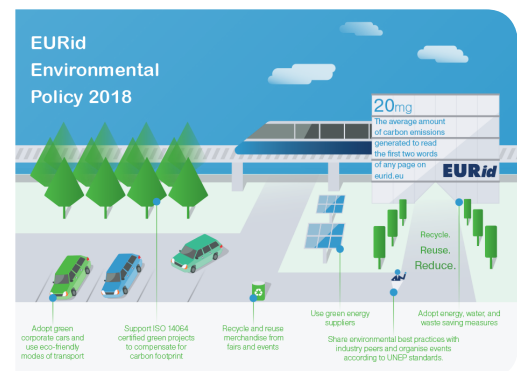
NOV 5
2018

EMAS registration confirmed until 2021

Our EMAS recertification drew to a successful close, confirming our registration under the European green standard until 2021.

NOV 12
2018

NOV 21
2018



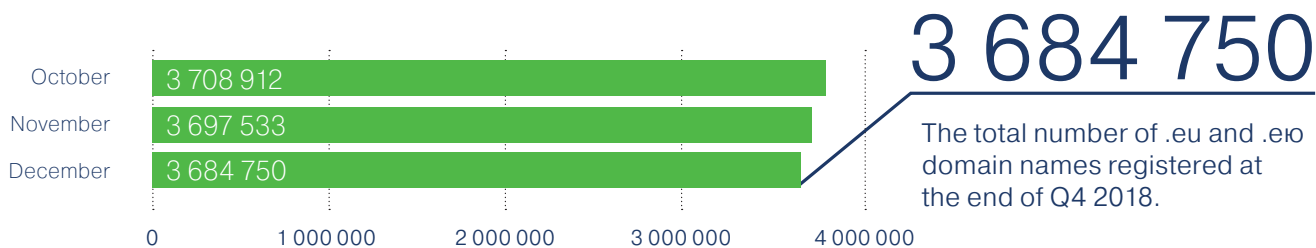
EURid donates to Surfrider for the holidays

For the third year running, we are gifting the Surfrider Foundation with a donation during the holiday season.

DEC 21
2018

THE .eu AND .europa TLDs

TOTAL NUMBER OF .eu AND .europa REGISTRATIONS AT MONTH'S END



77%


AVERAGE RENEWAL
RATE DURING Q4 2018



171 667

NEW .eu REGISTRATIONS
IN Q4 2018

INTERNATIONALISED DOMAIN NAMES (IDNs)



MULTI-YEAR REGISTRATIONS (MYRs)

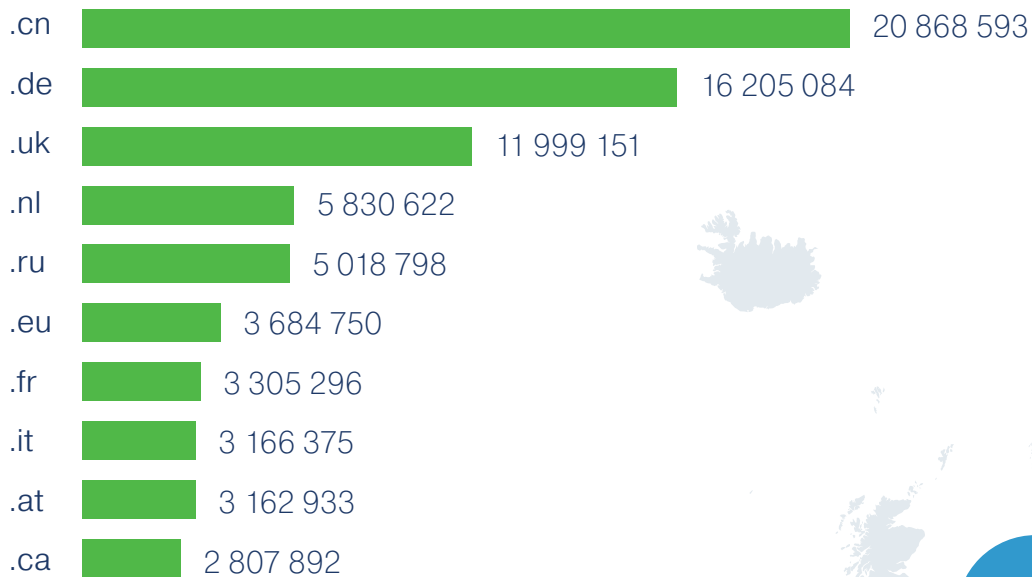


To learn more about IDNs, visit idnworldreport.eu.

Based on the 40 day quarantine window for deleted domain names, the renewal rate is subject to change up until 40 days after the close of the quarter.

ccTLD REGISTRATIONS

TOP 10 CENTR ccTLDs BASED ON REGISTRATIONS AS OF Q4 2018



Statistics provided courtesy of CENTR.
All data is from Q4 2018 with the exception of .cn, which is from Q3 2017.


3 684 750

THE REGISTRANTS

TOTAL NUMBER OF .eu & .eu DOMAIN NAMES BY COUNTRY OF REGISTRANT

Country	Names
Aland Island	164
Austria ⁰⁸	153 939
Belgium ⁰⁹	141 343
Bulgaria	37 515
Croatia	10 184
Cyprus	27 111
Czech Republic ⁰⁷	156 868
Denmark	33 628
Estonia	26 358
Finland	18 651
France ⁰³	330 323
French Guiana	54
Germany ⁰¹	989 432
Gibraltar	1 109
Greece	44 510
Guadeloupe	250
Hungary	45 829
Iceland	549
Ireland	34 748
Italy ⁰⁴	267 465

Country	Names
Latvia	10 544
Liechtenstein	462
Lithuania	27 022
Luxembourg	16 497
Malta	11 600
Martinique	157
Mayotte	2
Netherlands ⁰²	474 697
Norway	18 088
Poland ⁰⁵	265 571
Portugal	28 367
Reunion	322
Romania	34 958
Saint Martin	1
Slovakia	45 294
Slovenia	14 939
Spain ¹⁰	116 985
Sweden	64 092
United Kingdom ⁰⁶	240 887



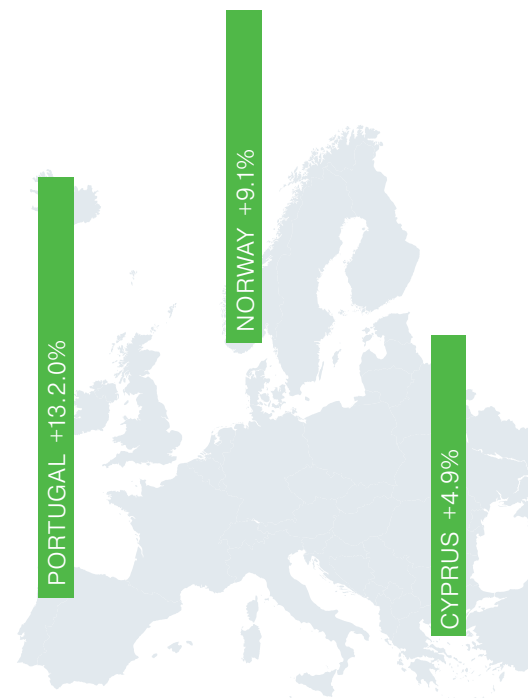
Top 10 countries with the most registrations

The table above is based on country codes. Some EU Member State territories (such as Gibraltar, the Åland Islands and Guadeloupe) have their own country codes, which is why they are included in the list.

GROWTH BY COUNTRY, QUARTER OVER QUARTER AND YEAR OVER YEAR

Country	Q4 2018 vs Q4 2017	Q4 2018 vs Q3 2018
Aland Island	-19.6%	-9.4%
Austria	-20.1%	-4.8%
Belgium	3.0%	0.9%
Bulgaria	-9.2%	-6.5%
Croatia	9.7%	0.5%
Cyprus ⁰³	46.0%	4.9%
Czech Republic	0.4%	0.7%
Denmark	-0.4%	0.8%
Estonia	13.5%	1.5%
Finland	8.0%	3.3%
France	-4.6%	-1.9%
French Guiana	10.0%	1.9%
Germany	-3.0%	-0.6%
Gibraltar	-7.3%	-1.3%
Greece	0.7%	1.4%
Guadeloupe	5.5%	2.0%
Hungary	2.0%	0.9%
Iceland	4.0%	-7.6%
Ireland	25.9%	3.2%
Italy	2.8%	1.1%


Country	Q4 2018 vs Q4 2017	Q4 2018 vs Q3 2018
Latvia	7.0%	4.6%
Liechtenstein	19.4%	-8.0%
Lithuania	12.3%	-0.8%
Luxembourg	-3.1%	-0.8%
Malta	-20.1%	0.9%
Martinique	6.8%	3.3%
Mayotte	N/A%	0.0%
Netherlands	-5.5%	-5.5%
Norway ⁰²	23.5%	9.1%
Poland	0.8%	1.1%
Portugal ⁰¹	35.6%	13.2%
Reunion	0.9%	1.6%
Romania	34.0%	1.9%
Saint Martin	N/A	N/A%
Slovakia	0.3%	-0.3%
Slovenia	6.3%	2.6%
Spain	6.7%	1.0%
Sweden	-3.6%	-1.3%
United Kingdom	-24.1%	-11.8%



Top growth countries Q4 2018 vs. Q3 2018

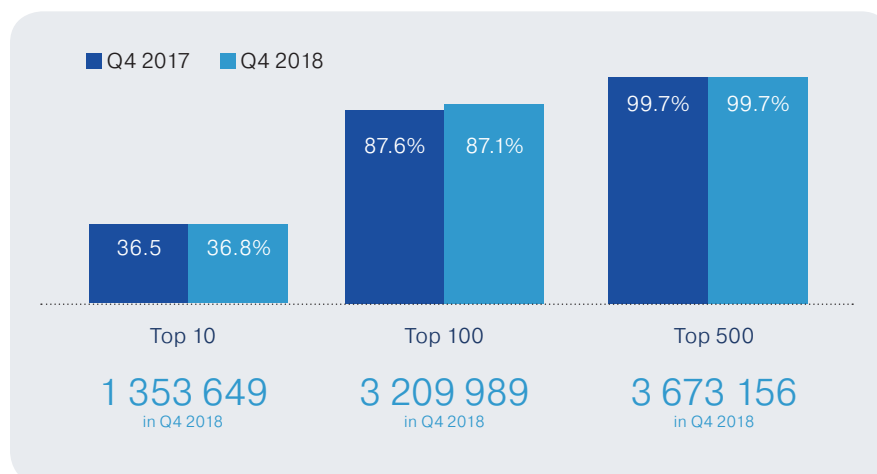
THE REGISTRARS

TOP 10 COUNTRIES BASED ON THE NUMBER OF EURid ACCREDITED REGISTRARS



MARKET SHARE OF TOP 10, TOP 100 AND TOP 500 REGISTRARS

The top 100 EURid accredited registrars manage about 87% of all registrations, which means that many registrars are small businesses. Compared to the previous year, the market share of the top 10, 100 and 500 registrars has slightly fluctuated.



KEY FIGURES



87.12%

REGISTRATIONS
BY TOP 100
REGISTRARS IN Q4 2018



714

EURid ACCREDITED
REGISTRARS
AT THE END OF Q4 2018

...eu...eu

Powered by **EURid**

info@eurid.eu / +32 (0)2 401 27 50 / www.eurid.eu



REG. NO. BE-VL-000016

