


Q3 2023 PROGRESS REPORT

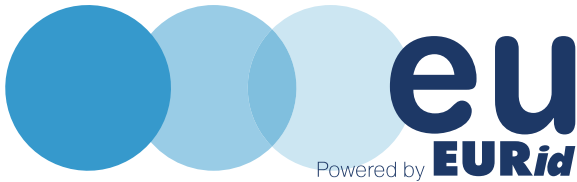
EURid

Quarterly Update

Q3



At a glance



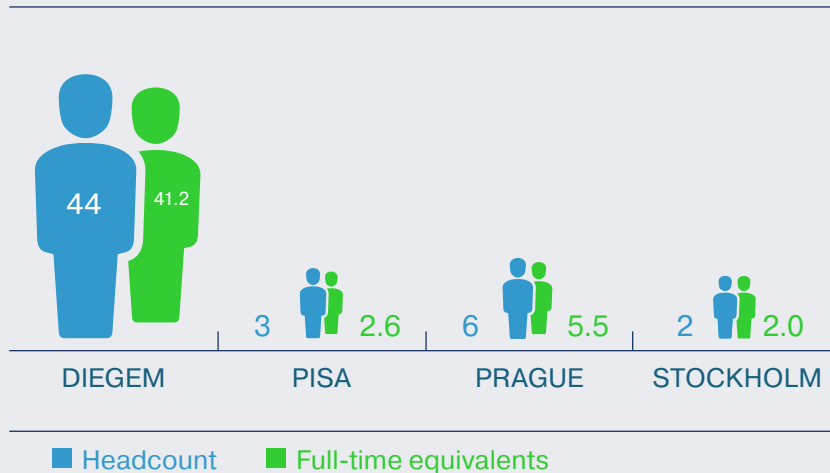
Q3 2023

In Q3 2023, 157,962 new registrations were recorded, contributing to a total of 3,716,776 .eu domain name registrations at the end of the quarter. Cyprus led in relative portfolio growth with 8.2%, followed by Portugal with 4.8% and Hungary with 2%.

In addition, EURid revealed the 10 winners of the SAFEonLiNE art competition, published its 2023 Environmental Statement, revealed the 15 finalists of the 10th annual .eu Web Awards, and announced the date for the second .eu day, which will be held on 16 November in Brussels, Belgium.

HEADCOUNT PER OFFICE

51.3 EMPLOYEES WORKING AT EURID'S 4 OFFICES AT THE END OF Q3 2023.



KEY FIGURES



157 962

NEW DOMAIN NAME REGISTRATIONS IN Q3 2023

19.9%

New registrations compared to Q3 2022

0.42%

Net growth in Q3 2023



TOP GROWTH COUNTRY
CYPRUS

8.2%

Q3 2023



22

DOMAIN NAME DISPUTES FILED IN Q3 2023

Developments Q3 2023

JULY
2023

EURid published **an updated Environmental Statement**, which demonstrates our commitment to the environment in the upcoming years. This aligns with the **EMAS Regulation** (Commission Regulation (EU) 2017/1505) as well as the new version of ISO 14001:2015 and Commission Regulation (EU) 2018/2026.

EURid revealed the **10 winners of the 2023 SAFEonLINE art competition**, which received an overwhelming response of **103 innovative artworks** from European high school students, focusing on the theme of online safety.

AUG
2023

From the remarkable **863 nominations**, EURid revealed the **15 finalists of the 10th annual .eu Web Awards competition**, representing businesses, individuals, and European projects.

EURid announced that **the second .eu Day** will be held on **16 November in Brussels**, Belgium, a day dedicated to empowering our stakeholders and celebrating the finest .eu websites during our .eu Web Awards ceremony.

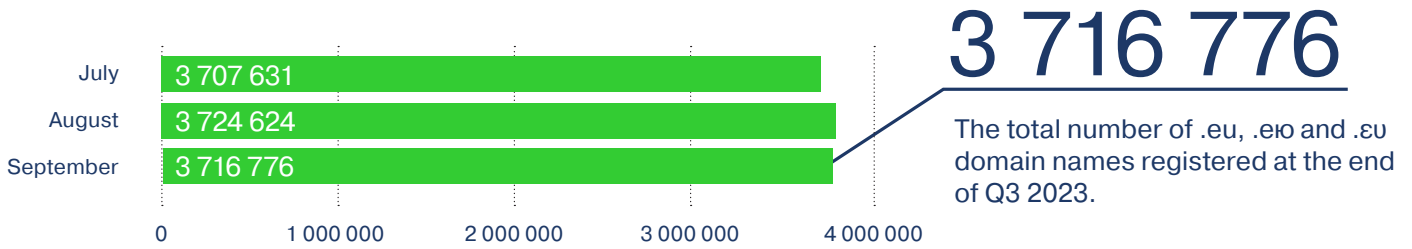
SEPT
2023

An informative article by Alastair Gill revealed how **EURid supported the multi-stakeholder model during this year's EuroDIG** in Finland, and beyond.

With EURid's collaboration, **the first Top-Level Domain ISAC website goes live**, sharing threat intelligence and enhancing cybersecurity capabilities across Europe.

The .eu, .eю and .ευ TLDs

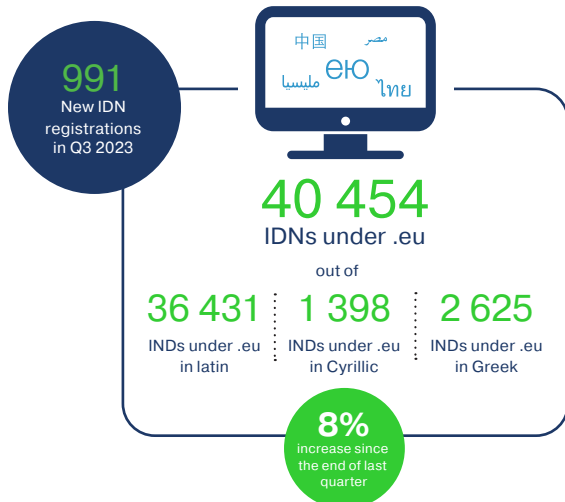
TOTAL NUMBER OF .eu, .eю AND .ευ REGISTRATIONS AT THE END OF Q3 2023



82%

AVERAGE RENEWAL RATE DURING Q3 2023*

INTERNATIONALISED DOMAIN NAMES (IDNS)



To learn more about IDNs, visit idnworldreport.eu.

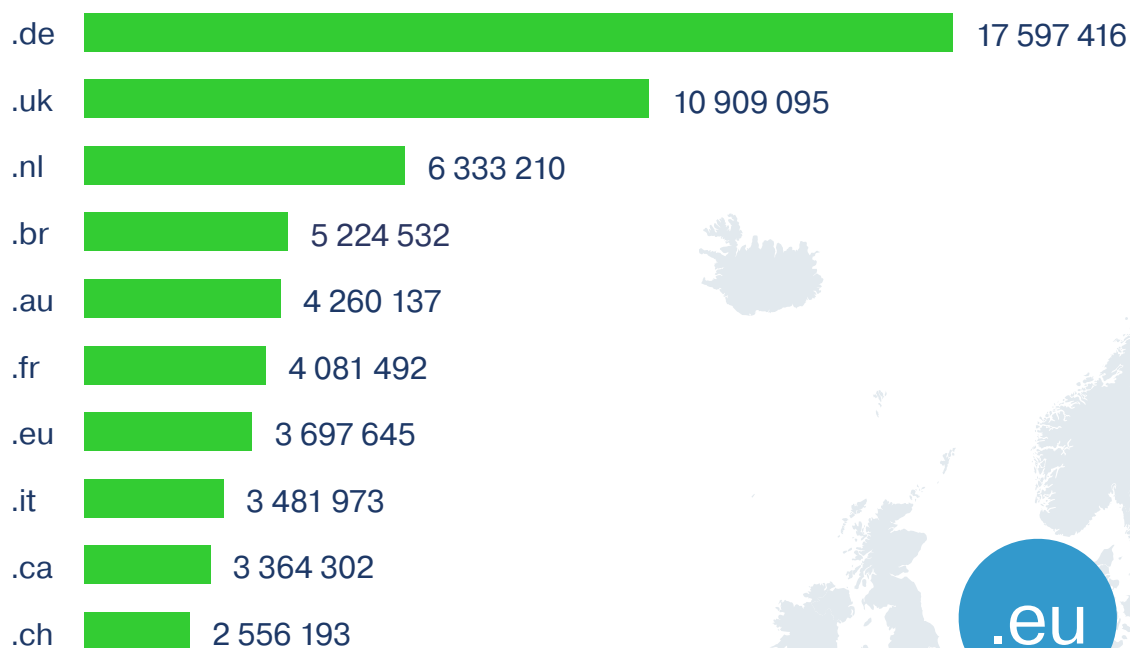
MULTI-YEAR REGISTRATIONS (MYRS)



* Please note, that the renewal rate is always an interim number till 40 days after the period finishes (and the reactivations from quarantine finish for that period).

cctld registrations

TOP 10 CENTR ccTLDs BASED ON REGISTRATIONS AS OF Q3 2023



CENTRstats – Databank – Registrations


3 697 645

The registrants

TOTAL NUMBER OF .eu, .eu & .eu DOMAIN NAMES BY COUNTRY OF REGISTRANT

Country	Names
Åland Island	106
Austria ⁰⁹	145 132
Belgium ⁰⁸	145 183
Bulgaria	40 389
Croatia	14 295
Cyprus	27 736
Czech Republic ⁰⁷	176 340
Denmark	32 958
Estonia	35 331
Finland	20 623
France ⁰³	305 848
French Guiana	79
Germany ⁰¹	990 899
Greece	52 077
Guadeloupe	220
Hungary	50 280
Iceland	424
Ireland	80 296
Italy ⁰⁴	270 626

Country	Names
Latvia	14 588
Liechtenstein	697
Lithuania	29 506
Luxembourg	18 269
Malta	16 339
Martinique	152
Mayotte	5
Netherlands ⁰²	459 068
Norway	23 194
Poland ⁰⁵	227 653
Portugal ⁰⁶	210 366
Reunion	282
Romania	32 331
Saint Martin	2
Slovakia	49 994
Slovenia	18 714
Spain ¹⁰	134 169
Sweden	65 740
Eligibility based on citizenship	26 830



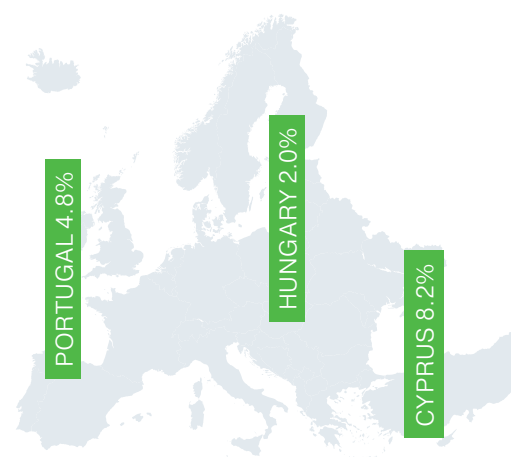
Top 10 countries with the most registrations

The table above is based on country codes. Some EU Member State territories (such as Gibraltar, the Åland Islands and Guadeloupe) have their own country codes, which is why they are included in the list.

GROWTH BY COUNTRY, QUARTER OVER QUARTER AND YEAR OVER YEAR

Country	Q3 2023 vs. Q2 2023	Q3 2023 vs. Q3 2022
Åland Island	-0.9%	-10.9%
Austria	-1.3%	-9.0%
Belgium	-0.3%	-1.6%
Bulgaria	1.3%	5.9%
Croatia	3.1%	8.4%
Cyprus ⁰¹	8.2%	47.2%
Czech Republic	-0.5%	0.9%
Denmark	-0.1%	-4.2%
Estonia	0.5%	4.7%
Finland	-0.6%	1.0%
France	0.3%	-0.5%
French Guiana	-1.3%	46.3%
Germany	-0.3%	-1.2%
Guadeloupe	-1.0%	-4.0%
Greece	0.5%	-3.5%
Hungary ⁰³	2.0%	1.7%
Ireland	0.7%	-2.3%
Iceland	0.0%	-1.3%
Italy	0.7%	-2.1%
Latvia ⁰⁴	1.6%	-8.9%


Country	Q3 2023 vs. Q2 2023	Q3 2023 vs. Q3 2022
Liechtenstein	0.4%	5.9%
Lithuania	0.9%	1.2%
Luxembourg	-0.1%	9.2%
Malta	0.8%	3.2%
Martinique	8.6%	14.3%
Mayotte	-16.7%	25.0%
Netherlands	0.1%	-0.8%
Norway	-8.2%	-12.8%
Poland	0.2%	-0.3%
Portugal ⁰²	4.8%	10.7%
Reunion	1.8%	-1.7%
Romania ⁰⁵	1.6%	7.7%
Saint Martin	0.0%	-33.3%
Slovakia	1.2%	3.2%
Slovenia	0.5%	5.4%
Spain	0.5%	2.0%
Sweden	-0.1%	-3.6%
Eligibility based on citizenship	9.7%	4.8%



Top growth countries Q1 2023 vs. Q3 2023 with over 1000 registrations

The registrars

TOP 10 COUNTRIES BASED ON THE NUMBER OF EURID LOCAL OPERATIVE ACCREDITED REGISTRARS IN Q3



KEY FIGURES



88.75 %

REGISTRATIONS
BY TOP 100
REGISTRARS IN Q3 2023

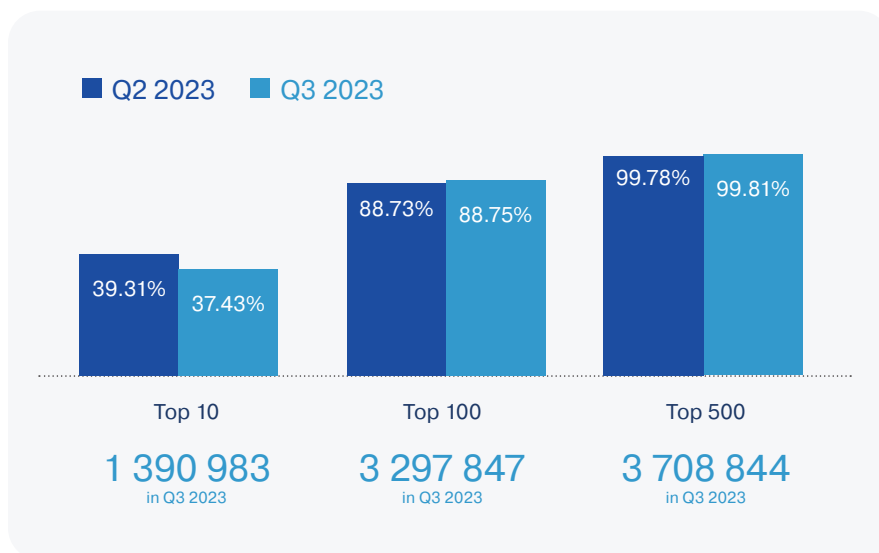
MARKET SHARE OF TOP 10, TOP 100 AND TOP 500 REGISTRARS

The top 100 EURid accredited registrars manage about 88 % of all registrations, which means that many registrars are small businesses.



696

EURid ACCREDITED REGISTRARS
AT THE END OF Q3 2023



...eu...eю...EU

Powered by **EURid**

info@eurid.eu / +32 (0)2 401 27 50 / www.eurid.eu

