


Q2 2021 PROGRESS REPORT

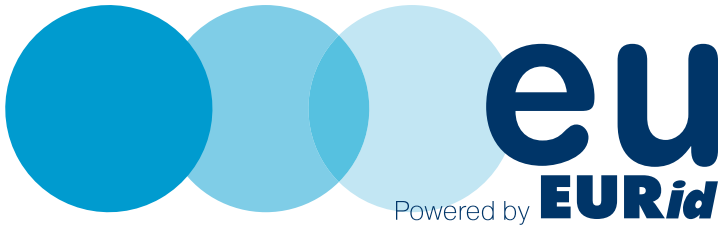
**EURid**

# Quarterly Update

Q2



# AT A GLANCE



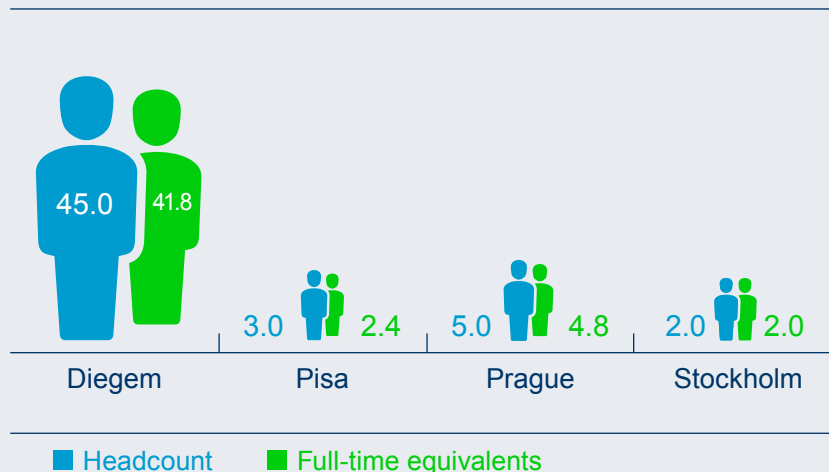
## Q2 2021

212,228 new registrations were recorded in Q2 2021, contributing to a total of 3,731,298 .eu domain name registrations at the end of the quarter. The top countries for registration growth in the quarter were Portugal (61.5%), Latvia (6.3%), and Spain (2.3%).

In Q2 we celebrated .eu's 15th anniversary, launched the 2021 .eu Web Awards, and strengthened the efforts to fight online fraud in cooperation with EUROPOL and their 'No More Ransom' project. Further, we contributed to a greener future by planting 1,000 trees, and renewed our EMAS registration through to 2023.

## HEADCOUNT PER OFFICE

55 EMPLOYEES WORKING AT EURID'S 4 OFFICES AT THE END OF Q2 2021.



## KEY FIGURES



212 228

NEW DOMAIN NAME REGISTRATIONS IN Q2 2021



TOP GROWTH COUNTRY  
PORTUGAL  
**+61.5%**

Q2 2021 VS Q1 2021



21

DOMAIN NAME DISPUTES FILED IN Q2 2021

# DEVELOPMENTS Q2 2021

EURid kicked off the eighth edition of the .eu Web Awards with a new category for .eu and .eu holders.

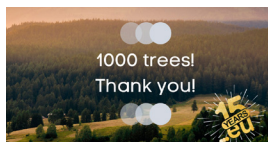
APR 07  
2021

EURid marked its 15<sup>th</sup> anniversary with a virtual celebration.



APR 15  
2021

EURid planted 1,000 trees to help to build a greener future.



MAY 03  
2021

EURid launched the 'Rise with .eu' online campaign in 10 EU countries.

MAY 11  
2021

EURid hosted a webinar on Domain names and Cybercrime for the Ministry of General Affairs of the Government of the Netherlands.

MAY 18  
2021

EURid became the first ccTLD to join the EUROPOL successful 'No More Ransom' (NMR) project.

MAY 31  
2021

Celebrations for the fifth anniversary of the .eu extension took place in Sofia, Bulgaria.



JUN 01  
2021



EURid announced the 2021 .eu Web Awards Jury, with three new members.

JUN 07  
2021

EURid confirmed its EMAS registration until 2023.

JUN 08  
2021

EURid's public website achieved Level AA under the Web Content Accessibility Guidelines.

JUN 23  
2021

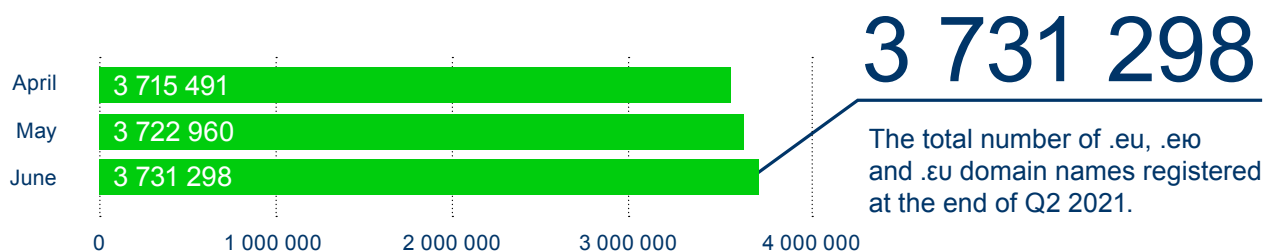
EURid's Dynamic Coalition on Data and Trust held a meeting during EuroDIG 2021.

JUN 28  
2021



# THE .eu, .eю AND .εu TLDs

## TOTAL NUMBER OF .eu, .eю AND .εu REGISTRATIONS AT THE END OF Q2 2021



**85.6%**

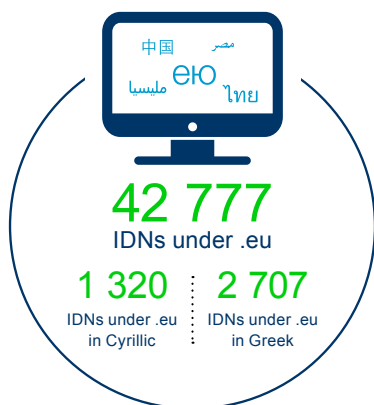
AVERAGE RENEWAL RATE DURING Q2 2021\*



**212 228**

NEW .eu REGISTRATIONS IN Q2 2021

### INTERNATIONALISED DOMAIN NAMES (IDNs)



To learn more about IDNs, visit [idnworldreport.eu](http://idnworldreport.eu).

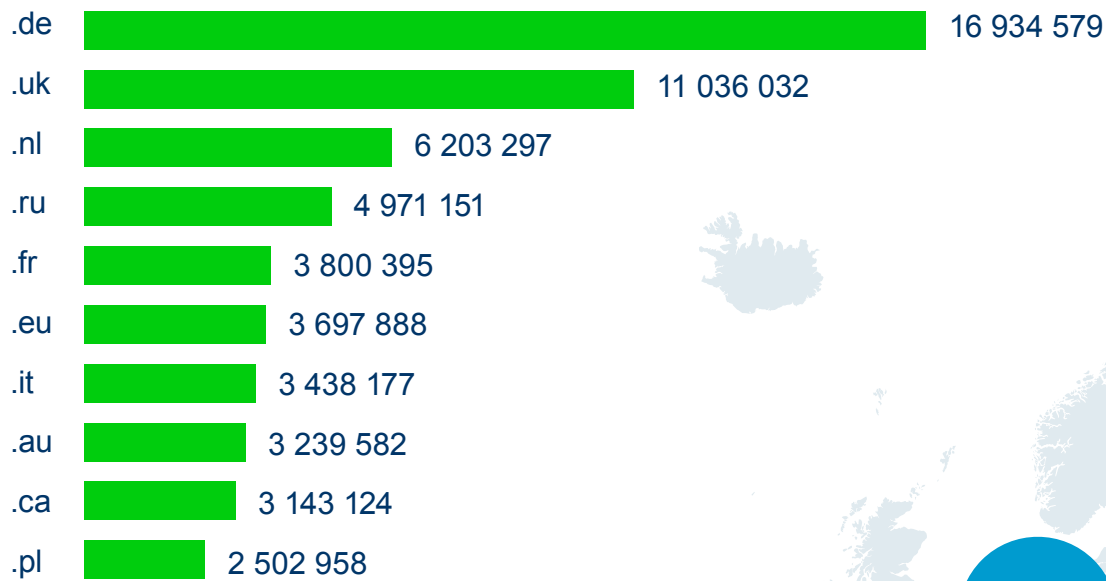
### MULTI-YEAR REGISTRATIONS (MYRs)



\* Please note, that the renewal rate is always an interim number till 40 days after the period finishes (and the reactivations from quarantine finish for that period).

# ccTLD REGISTRATIONS

## TOP 10 CENTR ccTLDs BASED ON REGISTRATIONS AS OF Q2 2021



Statistics provided courtesy of CENTRstats.


.eu  
3 697 888

# THE REGISTRANTS

## TOTAL NUMBER OF .eu, .eu0 & .eu DOMAIN NAMES BY COUNTRY OF REGISTRANT

Country	Names
Aland Island	130
Austria <sup>07</sup>	160382
Belgium <sup>08</sup>	148376
Bulgaria	37369
Croatia	12838
Cyprus	19440
Czech Republic <sup>06</sup>	184523
Denmark	34456
Estonia	32454
Finland	19109
France <sup>03</sup>	309295
French Guiana	64
Germany <sup>01</sup>	999721
Gibraltar	204
Greece	53004
Guadeloupe	235
Hungary	49520
Iceland	448
Ireland	86546
Italy <sup>04</sup>	280305

Country	Names
Latvia	16270
Liechtenstein	642
Lithuania	29539
Luxembourg	16149
Malta	15718
Martinique	161
Mayotte	4
Netherlands <sup>02</sup>	473641
Norway	24670
Poland <sup>05</sup>	233683
Portugal <sup>09</sup>	132877
Reunion	292
Romania	30472
Saint Martin	3
Slovakia	49567
Slovenia	17829
Spain <sup>10</sup>	131807
Sweden	70324
United Kingdom	46523
Eligibility based on citizenship	15955



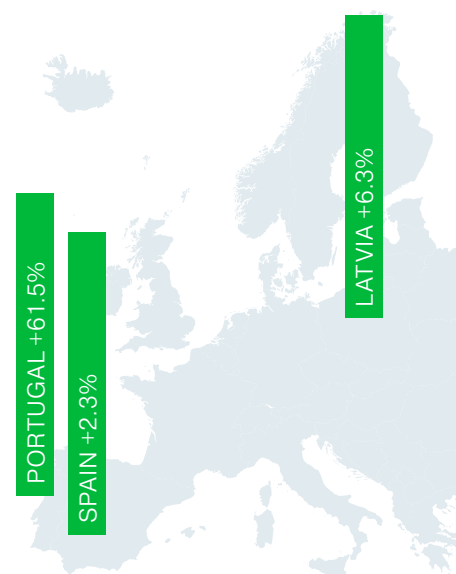
Top 10 countries with the most registrations

The table above is based on country codes. Some EU Member State territories (such as Gibraltar, the Åland Islands and Guadeloupe) have their own country codes, which is why they are included in the list.

## GROWTH BY COUNTRY, QUARTER OVER QUARTER AND YEAR OVER YEAR

Country	Q2 2021 vs. Q2 2020	Q2 2021 vs. Q1 2021
Austria	4.7%	1.8%
Aland Island	-6.5%	-0.8%
Belgium	3.6%	0.4%
Bulgaria	7.0%	0.7%
Cyprus	-25.0%	-6.2%
Czech Republic	12.8%	0.7%
Germany	2.4%	-0.1%
Denmark	1.2%	-0.5%
Estonia	11.6%	1.8%
Spain <sup>03</sup>	6.6%	2.3%
Finland	2.3%	1.5%
France	-1.9%	0.3%
United Kingdom	-65.6%	-22.2%
French Guiana	1.6%	3.2%
Gibraltar	-55.4%	-9.3%
Guadeloupe	3.5%	1.7%
Greece	11.0%	1.4%
Croatia	13.7%	1.8%
Hungary	5.1%	0.3%
Ireland	65.8%	1.4%

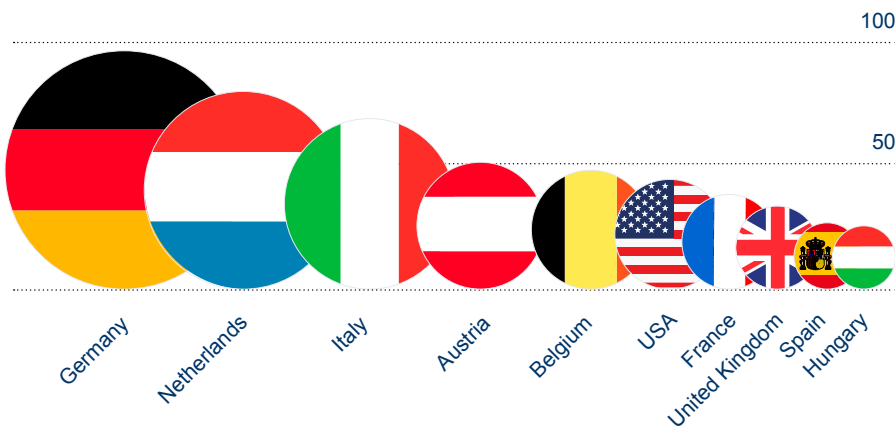
Country	Q2 2021 vs. Q2 2020	Q2 2021 vs. Q1 2021
Iceland	-0.7%	3.2%
Italy	4.7%	0.5%
Liechtenstein	20.9%	1.7%
Lithuania	13.6%	1.8%
Luxembourg	1.3%	-2.8%
Latvia <sup>02</sup>	33.2%	6.3%
Saint Martin	50.0%	50.0%
Martinique	0.6%	1.9%
Malta	11.7%	1.2%
Netherlands	2.7%	-0.2%
Norway	-17.0%	-3.4%
Poland	3.2%	0.0%
Portugal <sup>01</sup>	67.7%	61.5%
Reunion	-8.5%	-4.3%
Romania	11.0%	1.5%
Sweden	3.9%	0.9%
Slovenia	1.0%	-1.9%
Slovakia	8.2%	1.0%
Mayotte	0.0%	0.0%
Eligibility based on citizenship	1087.6%	4.2%



Top growth countries Q2 2021 vs. Q1 2021 with over 1000 registrations

# THE REGISTRARS

## TOP 10 COUNTRIES BASED ON THE NUMBER OF EURid ACCREDITED REGISTRARS



## KEY FIGURES



**88.17 %**

REGISTRATIONS  
BY TOP 100  
REGISTRARS IN Q2 2021

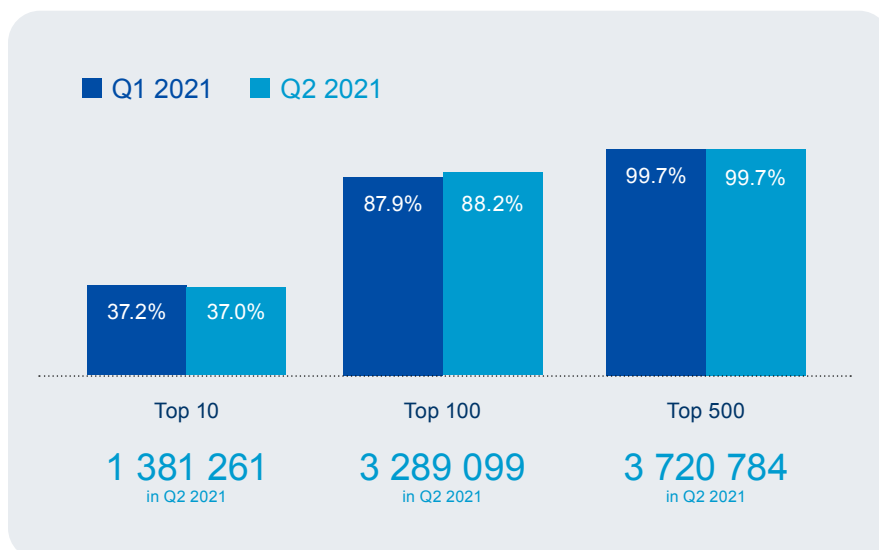
## MARKET SHARE OF TOP 10, TOP 100 AND TOP 500 REGISTRARS

The top 100 EURid accredited registrars manage about 88 % of all registrations, which means that many registrars are small businesses.



**718**

EURid ACCREDITED  
REGISTRARS  
AT THE END OF Q2 2021



...eu...eю...ΕU

Powered by **EURid**

info@eurid.eu / +32 (0)2 401 27 50 / www.eurid.eu

