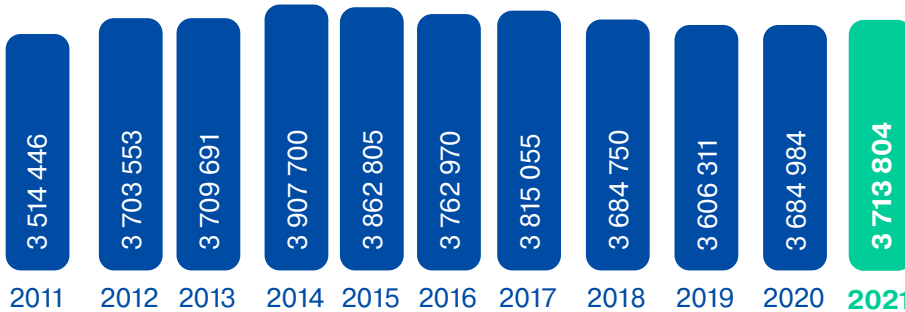


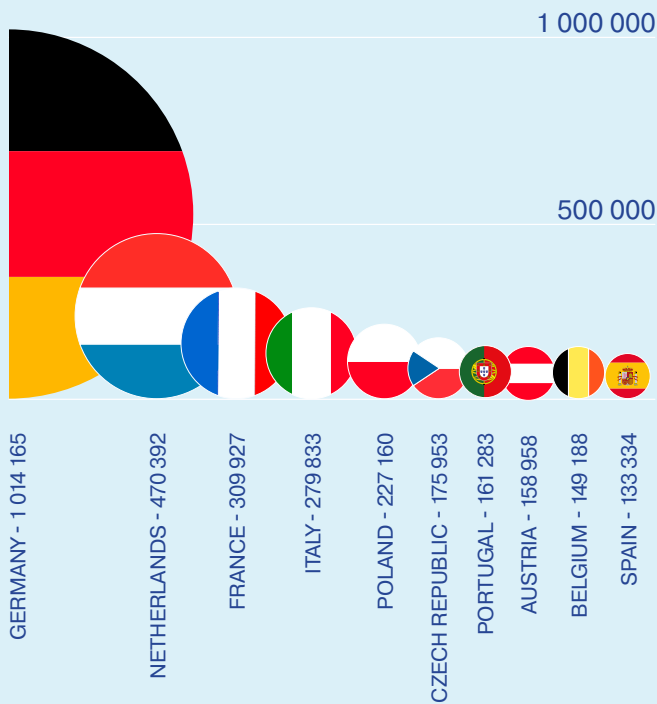
EURid in 2021

*includes .eu, since June 2016 .euo and .eu since November 2019



Top-10 .eu/.euo/.eu per country

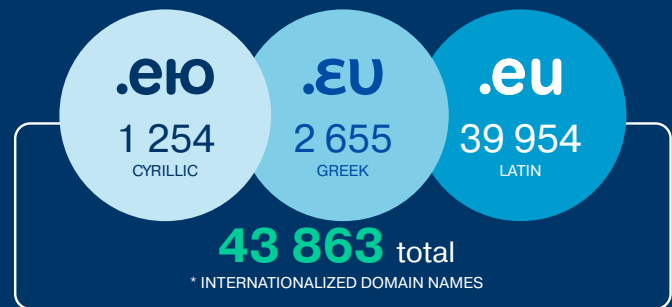
Country of registrant | Registrations based on citizenship: 19 591 (266% yearly growth)



Registrar market share



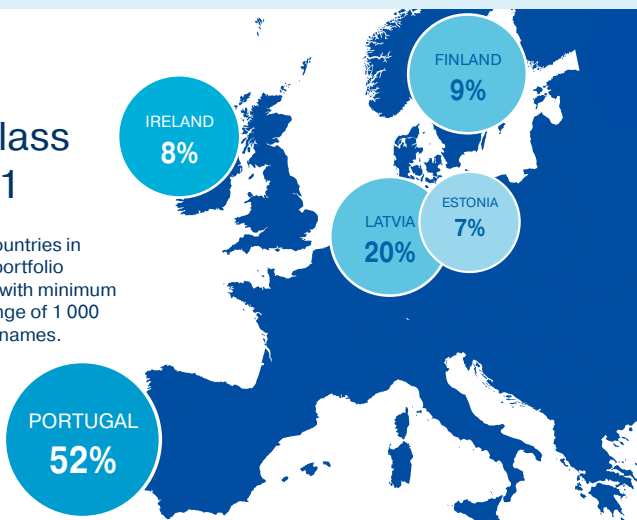
IDNs



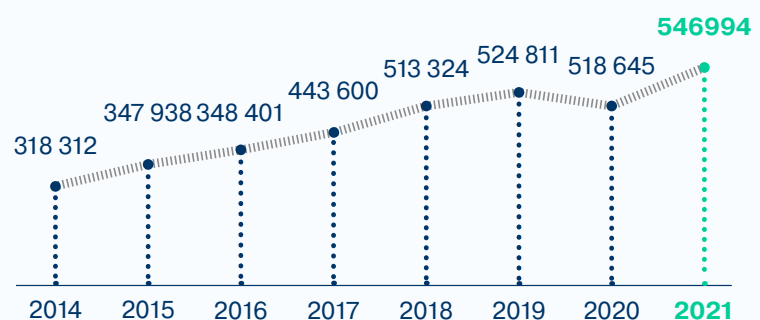
81.55% Average renewal rate

Top of class 2021

Top 5 countries in annual portfolio growth, with minimum net change of 1 000 domain names.



DNSSEC signed domain names



EURid in 2021

Q1

EURid suspended over **81 000 Brexit-related domain names**, which were no longer compliant with the .eu regulatory framework.

EURid and the Global Cyber Alliance joined forces for the **Domain Trust project**, with the mutual goal of improving the security of the cyber ecosystem.

EURid launched the second edition of the **SAFEonLINE Art Competition** to award secondary school students for the best visual designs revolving around cybersecurity and Internet safety.

The Dynamic Coalition on Data and Trust published its 2021 Action Plan with the aim of being engaged in policy discussions and showcasing relevant research that explores linkages between data, information and trust.

Q2

EURid planted **1000 trees** to celebrate its fifteenth anniversary and contribute to a greener future.

.eu TLD marked its fifteenth year of providing a great service to great stakeholders. With 3.6 million domain names registered, EURid will continue to consolidate operations, simplify processes and add value to the .eu domain name.

EURid was successfully **re-certified by EMAS**, which means registration under the verified European environmental management standard is confirmed until 2023.

Q3

.eu registrations eligibility was extended to citizens of Iceland, Liechtenstein and Norway regardless of their place of residency.

EURid's public website underwent an in-depth assessment of its accessibility and achieved **accessibility level AA: optimal compliance**.

.eu Academy worked on shaping the **Digital Europe of tomorrow**, with tailored webinars carried out in collaboration with Europol, EUIPO, the Dutch Government and Pisa University.

Q4

EURid announced the winners of the eight **.eu Web Awards** during a magnificent gala held in Taormina, Sicily.

EURid's initiatives during the **European Code Week** project included several workshops held in Belgium, Sweden, Czech Republic and Italy on robotics and coding.

EURid announced that it has again been selected by the European Commission to **continue as the .eu TLD's registry manager through to October 2027**.

EURid in 2021

Profit and loss account

	2021	2020
Revenue from registration rights	12.256.368	12.415.648
Financial revenues & costs	-75.221	-40.835
Other	-142.082	-120.075
TOTAL REVENUES	12.039.065	12.254.738
	2021	2020
General costs	993.138	984.583
Contract compliance audits	155.809	132.833
Marketing & communication	2.625.368	2.318.212
Depreciation	415.561	345.354
Human resources	5.021.991	4.889.913
Operating expenses	1.772.981	1.681.016
Local presence	715.191	687.730
TOTAL COSTS	11.700.039	11.039.641
RESULT	339.026	1.215.097

Headcount

54 employees working at EURid's 4 offices at the end of Q4 2021.



	Diegem	Pisa	Prague	Stockholm
Headcount	44	3	5	2
FTE	40,6	2,40	4,80	2,00

Balance sheet

	2021	2020
Fixed assets	725.897	729.065
Fixed assets	697.665	700.833
Financial fixed assets	28.232	28.232
Amounts receivable	19.765.144	21.221.444
Customers debtors	283.600	314.657
Banks	19.211.751	20.390.824
Other receivables	269.793	515.963
Deferred charges and accrued income	730.727	680.502
TOTAL ASSETS	21.221.768	22.631.011
	2021	2020
Reserves and profit carried forward	9.218.787	10.722.240
Amounts payable	4.601.755	4.651.137
Suppliers	690.037	1.101.102
Invoices to be received	248.364	91.461
Customers creditors	1.386.385	1.207.215
Tax and social liability	407.884	405.929
Registrar pre-payments	1.869.085	1.845.430
Accrued charges and deferred income	7.401.226	7.257.634
TOTAL LIABILITIES	21.221.768	22.631.011