


Q3 2022 PROGRESS REPORT

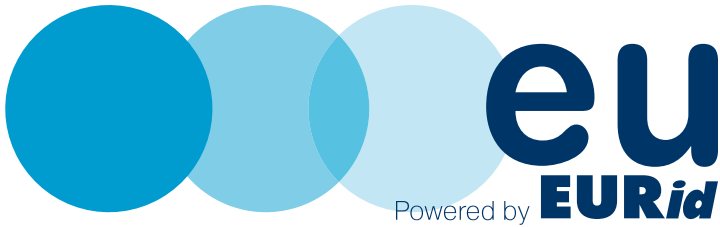
**EURid**

# Quarterly Update

Q3



# At a glance



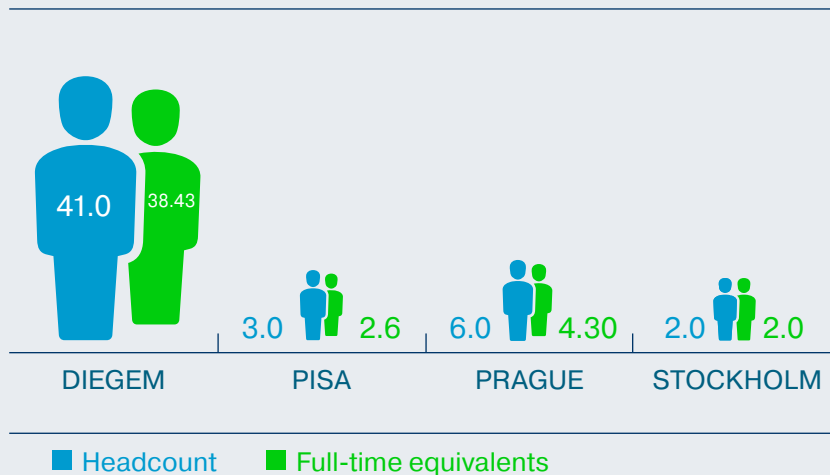
## Q3 2022

131 649 new registrations were recorded in Q3 2022, contributing to a total of 3,721,099 .eu domain names at the end of the quarter. Leading in registration growth were Portugal at 7.3%, Norway at 4.5%, and Slovenia at 1.4%.

In Q3, EURid published its 2021 Annual report highlighting 0.9% growth. EURid also revealed the 2022 .eu Web Awards Jury members; informed stakeholders about the changes to the Terms and Conditions and announced the 18 finalists of the 2022 .eu Web Awards.

## HEADCOUNT PER OFFICE

52 EMPLOYEES WORKING AT EURID'S 4 OFFICES AT THE END OF Q3 2022.



## KEY FIGURES



# 131 649

NEW DOMAIN NAME REGISTRATIONS IN Q3 2022



TOP GROWTH COUNTRY  
PORTUGAL

# 7.3%

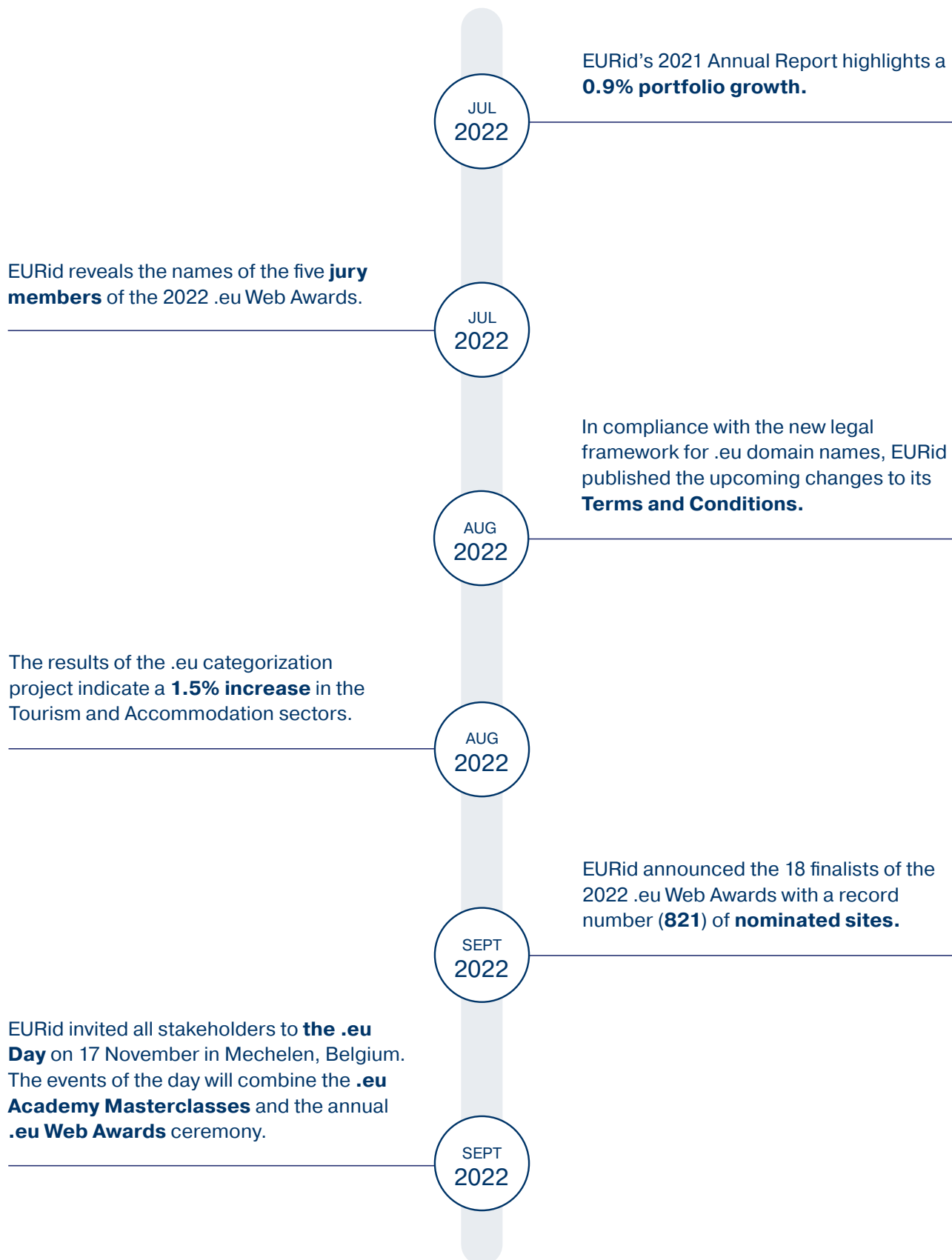
Q3 2022



# 16

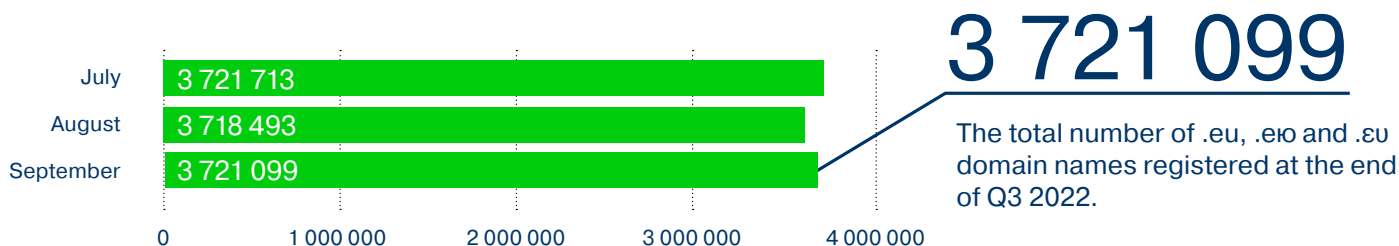
DOMAIN NAME DISPUTES FILED IN Q3 2022


# Developments Q3 2022




# The .eu, .eю and .ευ TLDs

## TOTAL NUMBER OF .eu, .eю AND .ευ REGISTRATIONS AT THE END OF Q3 2022



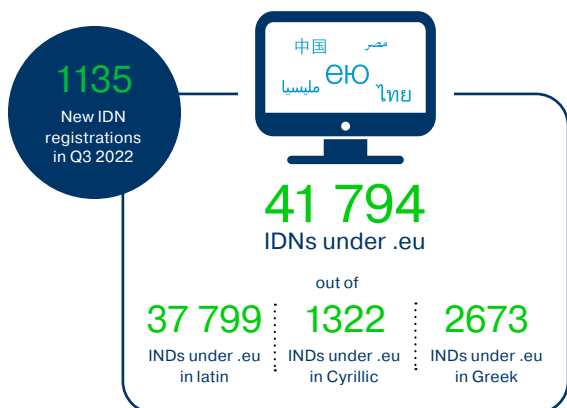


**85%**  
AVERAGE RENEWAL RATE DURING Q3 2022\*



**131 649**  
NEW .eu REGISTRATIONS IN Q3 2022

### INTERNATIONALISED DOMAIN NAMES (IDNS)



To learn more about IDNs, visit [idnworldreport.eu](http://idnworldreport.eu).

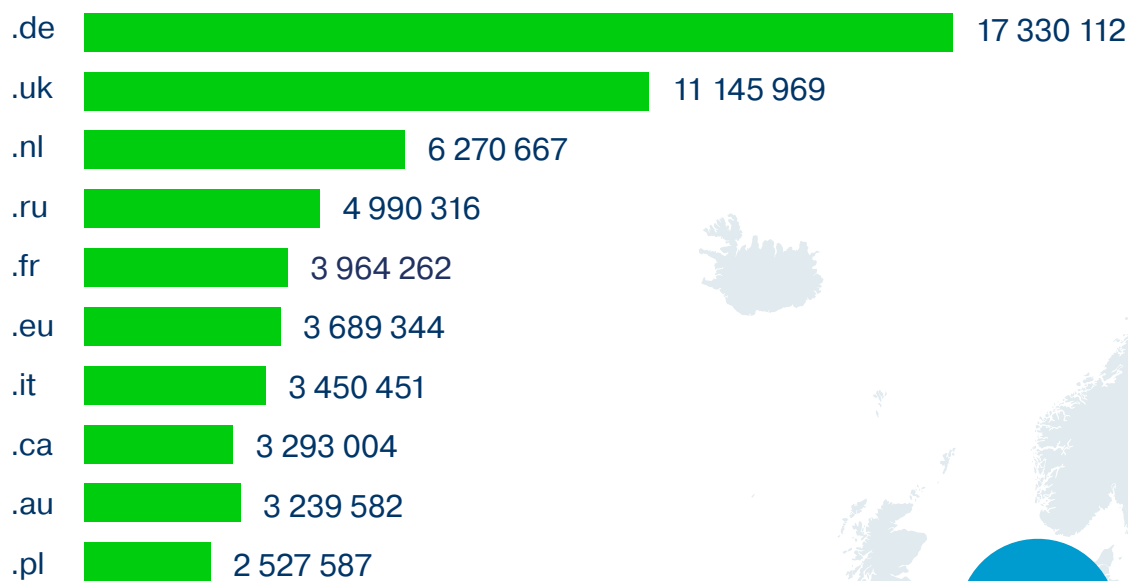
### MULTI-YEAR REGISTRATIONS (MYRS)



\* Please note, that the renewal rate is always an interim number till 40 days after the period finishes (and the reactivations from quarantine finish for that period).

# cctld registrations

## TOP 10 CENTR ccTLDs BASED ON REGISTRATIONS AS OF Q3 2022



CENTRstats – Databank – Registrations

.eu


3 689 344

# The registrants

## TOTAL NUMBER OF .eu, .eю & .eu DOMAIN NAMES BY COUNTRY OF REGISTRANT

Country	Names
Åland Island	119
Austria <sup>08</sup>	159 536
Belgium <sup>09</sup>	147 607
Bulgaria	381 21
Croatia	13 182
Cyprus	18 846
Czech Republic <sup>07</sup>	174 793
Denmark	34 407
Estonia	33 737
Finland	20 428
France <sup>03</sup>	307 249
French Guiana	54
Germany <sup>01</sup>	1 002 657
Greece	54 275
Guadeloupe	228
Hungary	49 423
Iceland	434
Ireland	81372
Italy <sup>04</sup>	276439

Country	Names
Latvia	16 007
Liechtenstein	658
Lithuania	29 146
Luxembourg	16 726
Malta	15 836
Martinique	133
Mayotte	4
Netherlands <sup>02</sup>	462 937
Norway	26 589
Poland <sup>05</sup>	228 256
Portugal <sup>06</sup>	190 012
Reunion	287
Romania	30 032
Saint Martin	3
Slovakia	48 460
Slovenia	17 751
Spain <sup>10</sup>	131 494
Sweden	68 168
Eligibility based on citizenship	25604



Top 10 countries with the most registrations

The table above is based on country codes. Some EU Member State territories (such as Gibraltar, the Åland Islands and Guadeloupe) have their own country codes, which is why they are included in the list.

## GROWTH BY COUNTRY, QUARTER OVER QUARTER AND YEAR OVER YEAR

Country	Q3 2022 vs. Q2 2022	Q3 2022 vs. Q3 2021
Austria	-0.3%	-1.7%
Åland Island	1.7%	-15.3%
Belgium	-0.6%	-0.8%
Bulgaria	1.1%	1.4%
Croatia	0.7%	1.6%
Cyprus	1.2%	1.7%
Czech Republic	-0.3%	-5.9%
Denmark	-0.1%	0.3%
Estonia	1.3%	3.1%
Finland	1.2%	4.4%
France	-0.1%	-1.0%
French Guiana <sup>03</sup>	3.8%	-13.1%
Germany	-1.2%	-1.1%
Guadeloupe	-1.7%	-1.0%
Greece	0.6%	1.4%
Hungary	-0.2%	-0.2%
Ireland	-0.8%	-6.1%
Iceland	0.5%	1.2%
Italy	0.3%	-1.9%

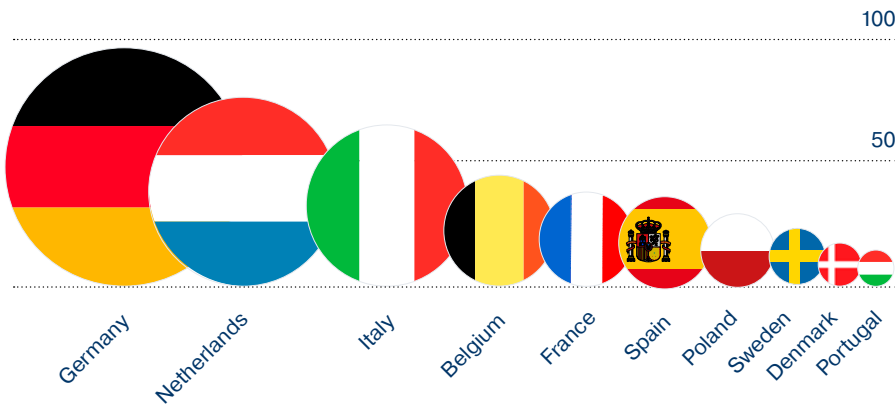
Country	Q3 2022 vs. Q2 2022	Q3 2022 vs. Q3 2021
Liechtenstein	-2.1%	-100.0%
Lithuania	-0.2%	-2.2%
Luxembourg	-0.3%	-7.9%
Latvia	-7.0%	4.0%
Malta	-0.2%	0.3%
Martinique	-4.3%	-6.2%
Netherlands	-0.4%	-2.1%
Norway <sup>02</sup>	4.5%	9.4%
Poland	0.1%	-1.3%
Portugal <sup>01</sup>	7.3%	45.3%
Reunion	-1.0%	-1.8%
Romania	0.2%	-1.9%
Spain	-0.5%	-1.3%
Slovenia <sup>04</sup>	1.4%	2.2%
Slovakia	0%	-2.1%
Sweden	-1.3%	-3.1%
Eligibility based on citizenship	3.3%	53.5%



Top growth countries Q3 2022 vs. Q2 2022 with over 1000 registrations

# The registrars

## TOP 100 COUNTRIES BASED ON THE NUMBER OF EURid ACCREDITED REGISTRARS



## KEY FIGURES

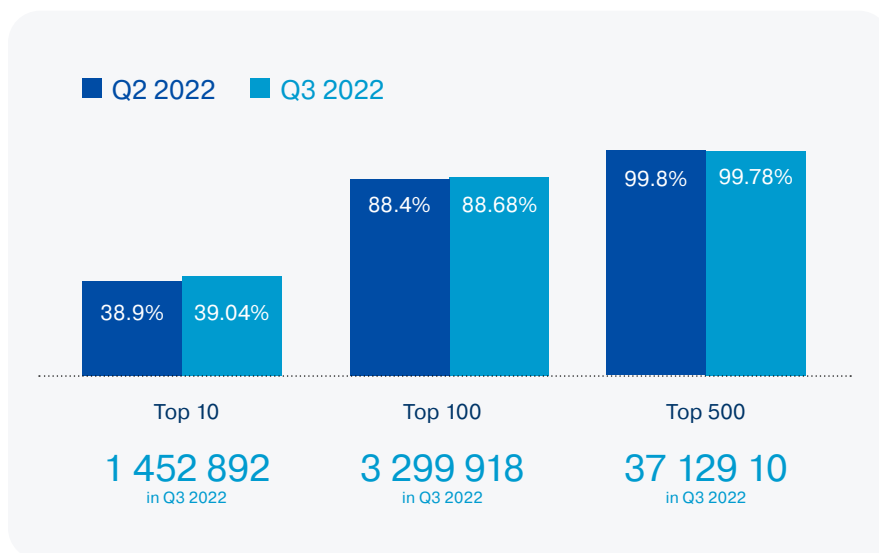


88.68 %

REGISTRATIONS BY TOP 100 REGISTRARS IN Q3 2022

## MARKET SHARE OF TOP 10, TOP 100 AND TOP 500 REGISTRARS

The top 100 EURid accredited registrars manage about 88 % of all registrations, which means that many registrars are small businesses.



715

EURid ACCREDITED REGISTRARS AT THE END OF Q3 2022

...eu...eю...EU

Powered by **EURid**

info@eurid.eu / +32 (0)2 401 27 50 / www.eurid.eu

