


Q1 2022 PROGRESS REPORT

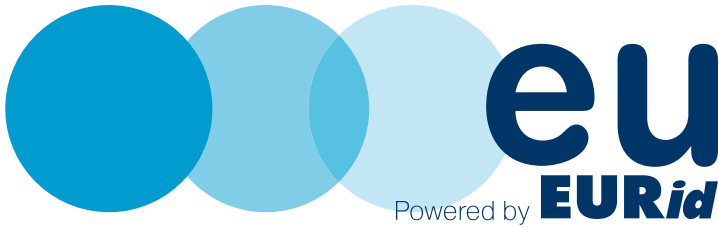
**EURid**

# Quarterly Update

Q1



# AT A GLANCE



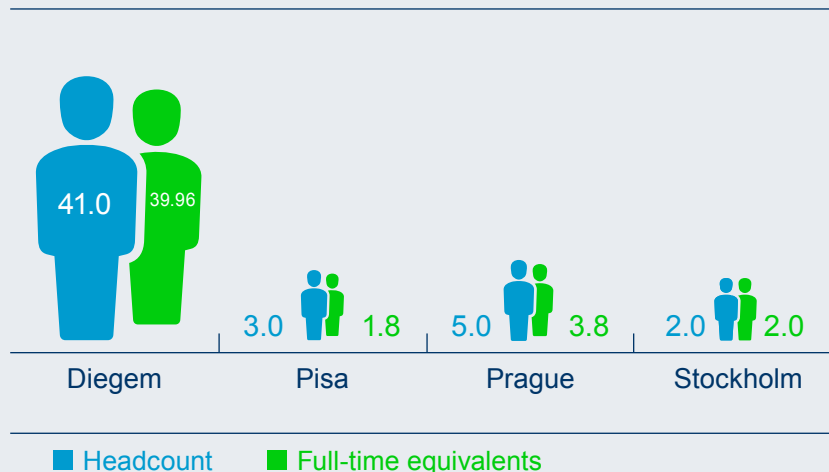
## Q1 2022

174,903 new registrations were recorded in Q1 2022, contributing to a total of 3,724,513 .eu domain name registrations at the end of the quarter. Leading in registration growth were Luxembourg at 7.4%, Portugal at 4.5%, and Liechtenstein at 2.8%.

In Q1, EURid was acknowledged by the European Commission as an exemplary DNS operator, and by the registrar community with 96% expressing their satisfaction with EURid's services. In addition, EURid announced Peter Janssen as the new General Manager, published the 2021 Annual Report by the Dynamic Coalitions on Data and Trust, and participated in the 2022 Cloudfest in Rust, Germany.

## HEADCOUNT PER OFFICE

51 EMPLOYEES WORKING AT EURID'S 4 OFFICES AT THE END OF Q1 2022.



## KEY FIGURES



174 903

NEW DOMAIN NAME REGISTRATIONS IN Q1 2022



TOP GROWTH COUNTRY LUXEMBOURG

+7.4%

Q1 2022 VS Q4 2021



25

DOMAIN NAME DISPUTES FILED IN Q1 2022

# DEVELOPMENTS Q1 2022

The EC published its bi-yearly report on the effectiveness of the .eu TLD and presented EURid as an example for other DNS operators.

JAN 03  
2022

Nearly 48 000 Brexit-related domain names were revoked and released.



JAN 12  
2022

The results from the 2021 registrar satisfaction survey showed that 96% of EURid registrars feel “overall satisfied” with EURid’s services.

FEB 07  
2022

At the Internet Governance Forum (IGF), The Dynamic Coalition on Data and Trust published its 2021 Annual Report highlighting its activities.

FEB 10  
2022

EURid exhibited at the 2022 Cloudfest with successful registrar meetings and participation in the panel discussion titled: The Unnoticed Champions of Fighting DNS Abuse.

MAR 07  
2022



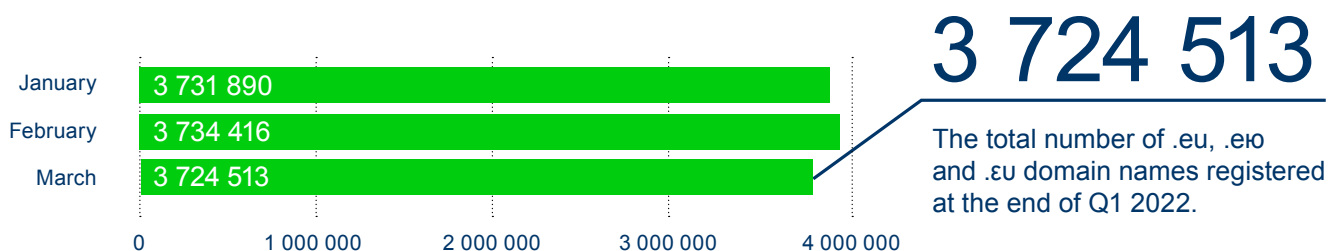
MAR 16  
2022

EURid announced Peter Janssen as the new General Manager



# THE .eu, .eю AND .εu TLDs

## TOTAL NUMBER OF .eu, .eю AND .εu REGISTRATIONS AT THE END OF Q1 2022



**83.1%**


AVERAGE RENEWAL RATE DURING Q1 2022\*



**174 903**

NEW .eu REGISTRATIONS IN Q1 2022

### INTERNATIONALISED DOMAIN NAMES (IDNs)



To learn more about IDNs, visit [idnworldreport.eu](http://idnworldreport.eu).

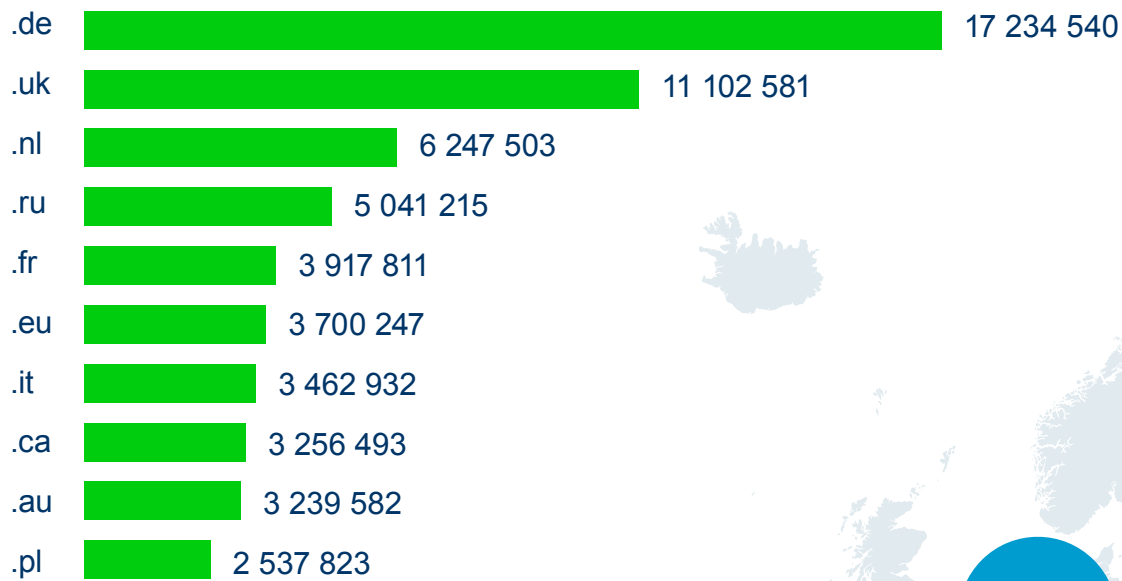
### MULTI-YEAR REGISTRATIONS (MYRs)



\* Please note, that the renewal rate is always an interim number till 40 days after the period finishes (and the reactivations from quarantine finish for that period).

# ccTLD REGISTRATIONS

## TOP 10 CENTR ccTLDs BASED ON REGISTRATIONS AS OF Q1 2022



Statistics provided courtesy of CENTRstats.


3 700 247

# THE REGISTRANTS

## TOTAL NUMBER OF .eu, .eu0 & .eu DOMAIN NAMES BY COUNTRY OF REGISTRANT

Country	Names
Åland Island	120
Austria <sup>08</sup>	156985
Belgium <sup>09</sup>	148812
Bulgaria	37357
Croatia	13034
Cyprus	18685
Czech Republic <sup>06</sup>	175457
Denmark	33917
Estonia	33090
Finland	20191
France <sup>03</sup>	310040
French Guiana	54
Germany <sup>01</sup>	1019925
Gibraltar	5
Greece	53665
Guadeloupe	233
Hungary	49667
Iceland	483
Ireland	83138
Italy <sup>04</sup>	277394

Country	Names
Latvia	17416
Liechtenstein	687
Lithuania	29663
Luxembourg	17073
Malta	15709
Martinique	134
Mayotte	4
Netherlands <sup>02</sup>	468057
Norway	24613
Poland <sup>05</sup>	227236
Portugal <sup>07</sup>	168501
Reunion	290
Romania	30187
Saint Martin	3
Slovakia	48594
Slovenia	17479
Spain <sup>10</sup>	133912
Sweden	69769
United Kingdom	3604
Eligibility based on citizenship	22883



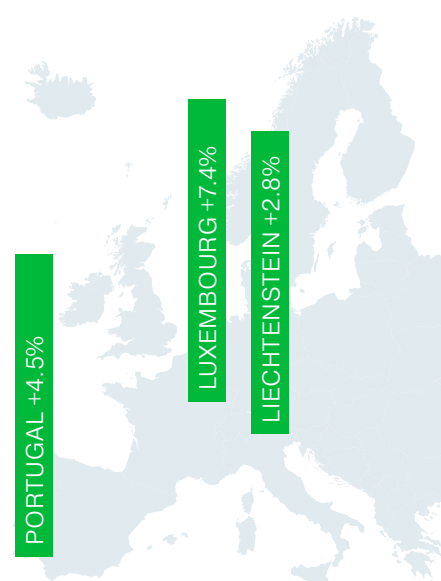
Top 10 countries with the most registrations

The table above is based on country codes. Some EU Member State territories (such as Gibraltar, the Åland Islands and Guadeloupe) have their own country codes, which is why they are included in the list.

## GROWTH BY COUNTRY, QUARTER OVER QUARTER AND YEAR OVER YEAR

Country	Q1 2022 vs. Q1 2021	Q1 2022 vs. Q4 2021
Austria	-0.3%	-1.2%
Åland Island	-8.4%	-9.1%
Belgium	0.7%	-0.3%
Bulgaria	0.7%	1.7%
Cyprus	-9.8%	0.7%
Czech Republic	-4.3%	-0.3%
Germany	1.9%	0.6%
Denmark	-2.1%	-0.2%
Estonia	3.8%	0.4%
Spain	3.9%	0.4%
Finland	7.2%	0.6%
France	0.5%	0.0%
United Kingdom	-94.0%	-3.9%
French Guiana	-12.9%	-12.9%
Gibraltar	-97.8%	0.0%
Guadeloupe	0.9%	-4.5%
Greece	2.7%	0.6%
Croatia	3.4%	-0.1%
Hungary	0.6%	0.3%
Ireland	-2.6%	-0.9%

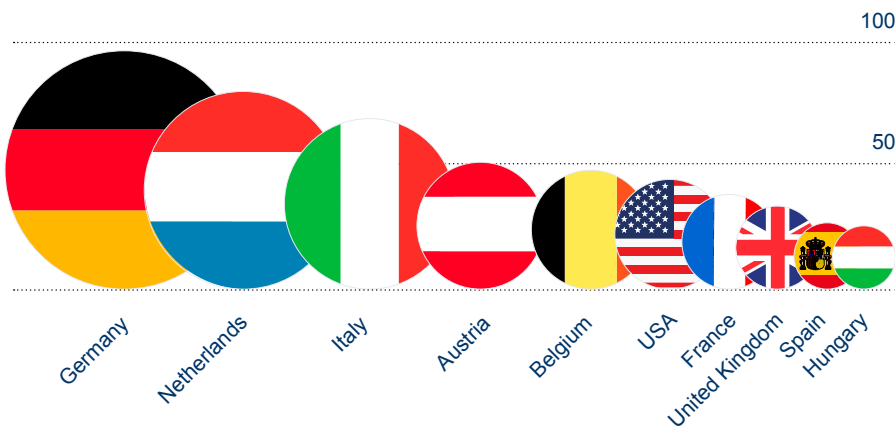
Country	Q1 2022 vs. Q1 2021	Q1 2022 vs. Q4 2021
Iceland	11.3%	0.4%
Italy	-0.5%	-0.9%
Liechtenstein <sup>09</sup>	8.9%	2.8%
Lithuania	2.2%	-0.5%
Luxembourg <sup>01</sup>	2.7%	7.4%
Latvia	13.8%	-0.7%
Saint Martin	50.0%	0.0%
Martinique	-15.2%	-11.8%
Malta	1.2%	0.4%
Netherlands	-1.4%	-0.5%
Norway	-3.6%	0.5%
Poland	-2.7%	0.0%
Portugal <sup>02</sup>	104.9%	4.5%
Reunion	-4.9%	-2.4%
Romania	0.5%	0.1%
Sweden	0.1%	-0.7%
Slovenia	-3.8%	0.6%
Slovakia	-1.0%	-0.2%
Mayotte	0.0%	0.0%
Eligibility based on citizenship	28.0%	16.8%



Top growth countries Q1 2022 vs. Q4 2021 with over 1000 registrations

# THE REGISTRARS

## TOP 10 COUNTRIES BASED ON THE NUMBER OF EURid ACCREDITED REGISTRARS



## KEY FIGURES



88.22%

REGISTRATIONS BY TOP 10 REGISTRARS IN Q1 2022

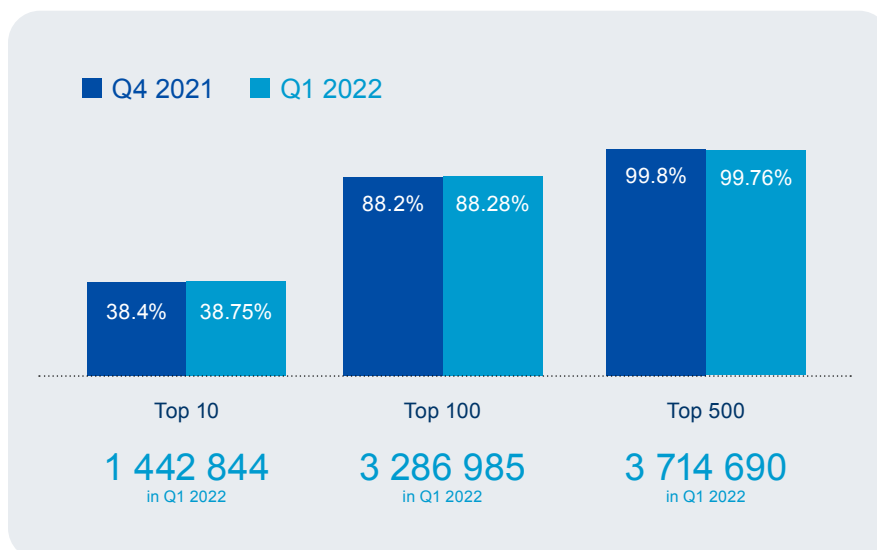
## MARKET SHARE OF TOP 10, TOP 100 AND TOP 500 REGISTRARS

The top 100 EURid accredited registrars manage about 88% of all registrations, which means that many registrars are small businesses.



719

EURid ACCREDITED REGISTRARS AT THE END OF Q1 2022



...eu...eю...EU

Powered by **EURid**

info@eurid.eu / +32 (0)2 401 27 50 / www.eurid.eu



**EMAS**

Verified  
environmental  
management  
REG.NO. BE-VL-00018

