


Q1 2023 PROGRESS REPORT

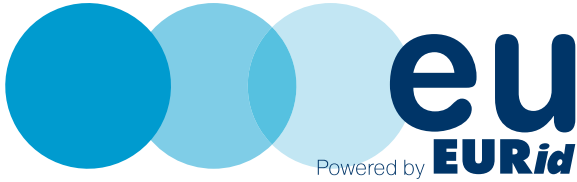
EURid

Quarterly Update

Q1



At a glance



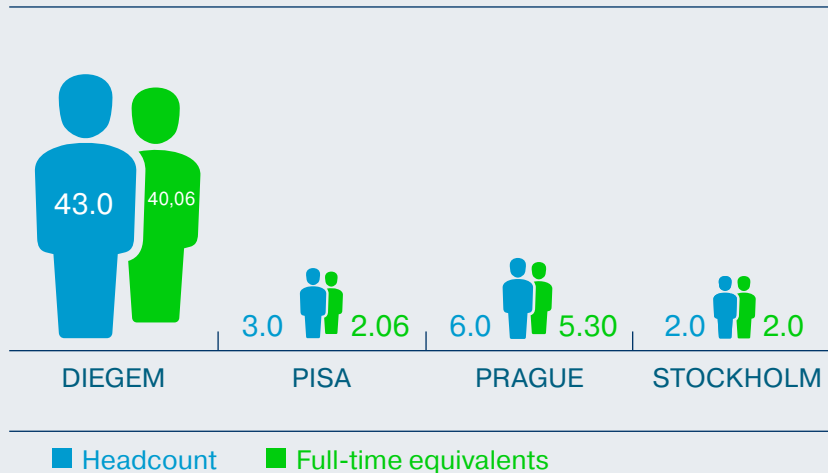
Q1 2023

184,531 new registrations were recorded in Q1 2023, contributing to a total of 3,710,443 .eu domain names at the end of the quarter. Portugal led the portfolio growth with 7%, followed by Finland with 2.8% and Romania with 2.0%.

Q1 2023 was a busy and productive period for EURid, as the organization renewed its EMAS registration through March 2024, launched the third edition of the SAFEonLINE competition, and released its latest findings on .eu website categorization. In addition, EURid participated in the 2023 Cloudfest in Rust, Germany, and marked the first-ever Universal Acceptance Day by raising awareness about the importance of universal access to online resources.

HEADCOUNT PER OFFICE

54 EMPLOYEES WORKING AT EURID'S 4 OFFICES AT THE END OF Q1 2023.



KEY FIGURES



184 531

NEW DOMAIN NAME REGISTRATIONS IN Q1 2023

5.4%
Increase compared to Q1 2022

0.27%
Net growth in Q1 2023



TOP GROWTH COUNTRY PORTUGAL

7.0%

Q1 2023



28

DOMAIN NAME DISPUTES FILED IN Q1 2023

Developments Q1 2023

JAN
2023

EURid commits to environmental sustainability by **renewing EMAS registration through March 2024**, for continued green operations.

FEB
2023

EURid launches **the third edition of the SAFEonLINE art competition**, inviting young artists around Europe to participate and showcase their creative expressions on the theme of online safety.

João Pedro Martins, Chair of EURid's Youth Committee, represented the organization at the **Internet Governance Forum (IGF) 2022 in Addis Ababa, Ethiopia**, contributing valuable insights and perspectives to the global dialogue on internet governance.

MARCH
2023

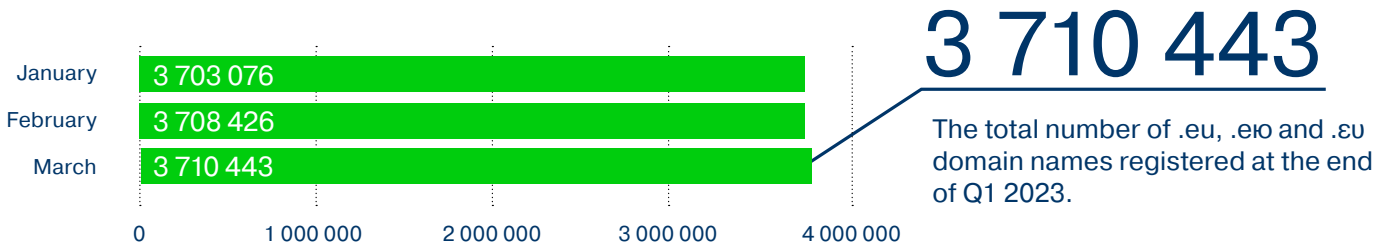
EURid released its **latest findings on .eu website categorization**, revealing that among 200,000 randomly sampled domain names, a noticeable 80.8% were found to be connected to a web server.


EURid made its mark at **Cloudfest 2023**, a global event that drew over 6,000 attendees from 65+ countries. With **30+ registrar meetings**, it remains a must-attend event for anyone in the industry.

EURid marked the **inaugural Universal Acceptance Day** by raising awareness about UA and emphasizing its importance in enabling every internet user to access any email address or domain name, regardless of the top-level domain (TLD) or language used in the identifier.


The .eu, .eю and .eυ TLDs

TOTAL NUMBER OF .eu, .eю AND .eυ REGISTRATIONS AT THE END OF Q1 2023



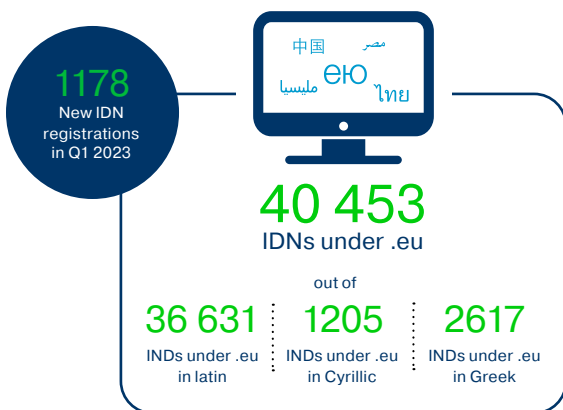


82.5%
AVERAGE RENEWAL
RATE DURING Q1 2023*



184 531
NEW .eu REGISTRATIONS
IN Q1 2023

INTERNATIONALISED DOMAIN NAMES (IDNS)



MULTI-YEAR REGISTRATIONS (MYRS)

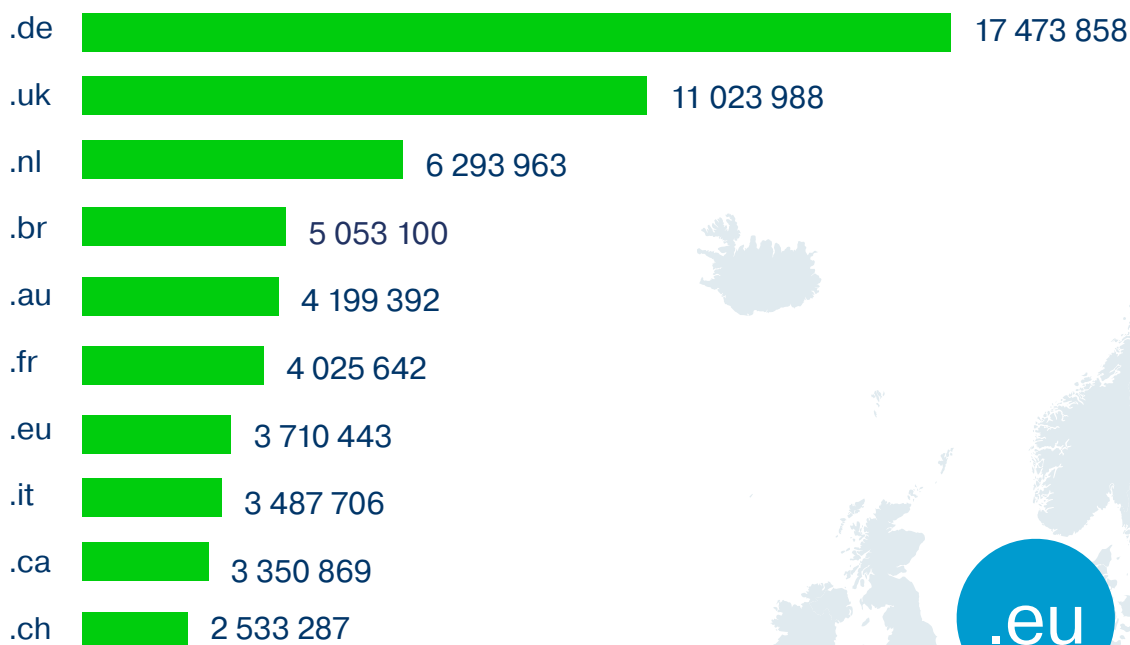


To learn more about IDNs, visit idnworldreport.eu.

* Please note, that the renewal rate is always an interim number till 40 days after the period finishes (and the reactivations from quarantine finish for that period).

cctld registrations

TOP 10 CENTR ccTLDs BASED ON REGISTRATIONS AS OF Q1 2023



CENTRstats – Databank – Registrations




3 710 443

The registrants

TOTAL NUMBER OF .eu, .eu & .eu DOMAIN NAMES BY COUNTRY OF REGISTRANT

Country	Names
Åland Island	113
Austria ⁰⁸	151 396
Belgium ⁰⁹	146 704
Bulgaria	39 367
Croatia	13 596
Cyprus	18 986
Czech Republic ⁰⁷	177 396
Denmark	33 460
Estonia	34 235
Finland	20 973
France ⁰³	305 532
French Guiana	70
Germany ⁰¹	997 129
Greece	53 232
Guadeloupe	221
Hungary	49 202
Iceland	432
Ireland	80 887
Italy ⁰⁴	270 232

Country	Names
Latvia	14 411
Liechtenstein	681
Lithuania	28 876
Luxembourg	18 313
Malta	16 064
Martinique	132
Mayotte	5
Netherlands ⁰²	460 933
Norway	25 558
Poland ⁰⁵	229 082
Portugal ⁰⁶	198 511
Reunion	276
Romania	30 972
Saint Martin	2
Slovakia	49 305
Slovenia	18 165
Spain ¹⁰	132 784
Sweden	66 525
Eligibility based on citizenship	27 425



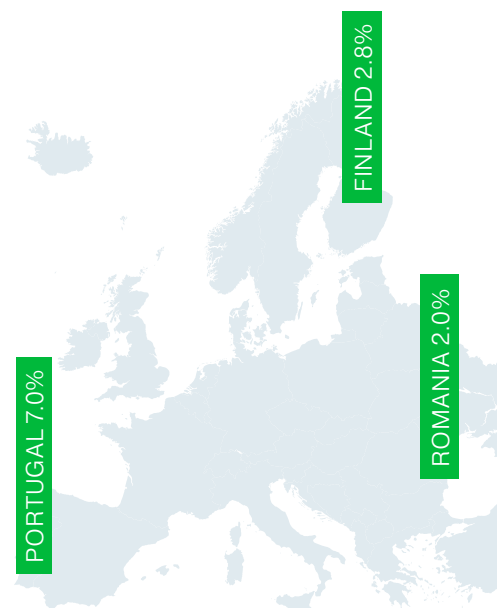
Top 10 countries with the most registrations

The table above is based on country codes. Some EU Member State territories (such as Gibraltar, the Åland Islands and Guadeloupe) have their own country codes, which is why they are included in the list.

GROWTH BY COUNTRY, QUARTER OVER QUARTER AND YEAR OVER YEAR

Country	Q1 2023 vs. Q4 2022	Q1 2023 vs. Q1 2022
Austria	-3.1%	-3.6%
Åland Island	-3.4%	-5.8%
Belgium	0.2%	-1.4%
Bulgaria	0.9%	5.4%
Croatia	1.8%	4.3%
Cyprus	0.5%	1.6%
Czech Republic	0.5%	1.1%
Denmark	-1.4%	-1.3%
Estonia	0.3%	3.5%
Finland ⁰⁴	2.8%	3.9%
France	0.1%	-1.5%
French Guiana ⁰¹	25.0%	29.6%
Germany	-0.1%	-2.2%
Guadeloupe	-0.5%	-5.2%
Greece	0.2%	-0.8%
Hungary	0.1%	-0.9%
Ireland	-0.5%	-2.7%
Iceland ⁰⁵	2.4%	-10.6%
Italy	-0.5%	-2.6%

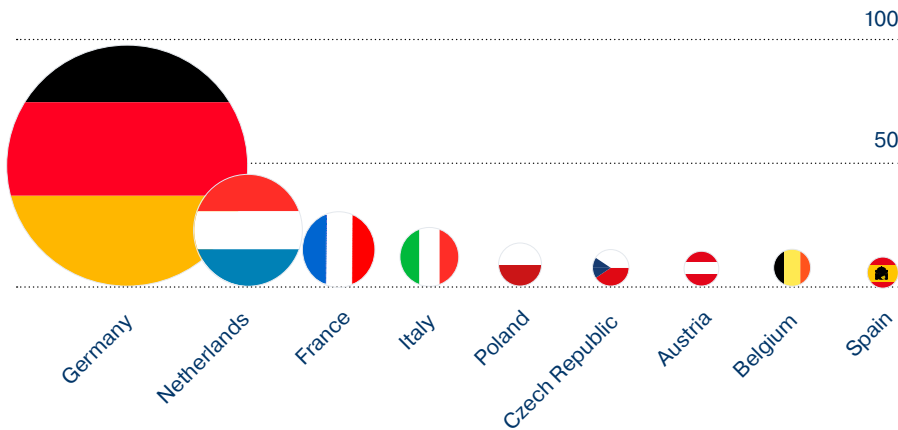
Country	Q1 2023 vs. Q4 2022	Q1 2023 vs. Q1 2022
Liechtenstein ⁰³	3.0%	-0.9%
Lithuania	0.7%	-2.7%
Luxembourg	-0.3%	7.3%
Latvia	1.3%	-17.3%
Malta	1.3%	2.3%
Martinique	2.3%	-1.5%
Mayotte	0.0%	25.0%
Netherlands	-0.3%	-1.5%
Norway	-2.7%	3.8%
Poland	0.5%	0.8%
Portugal ⁰²	7.0%	17.8%
Reunion	-1.8%	-4.8%
Romania	2.0%	2.6%
Saint Martin	-33.3%	-33.3%
Spain	0.5%	-0.8%
Slovenia	1.4%	3.9%
Slovakia	0.5%	1.5%
Sweden	-0.6%	-4.6%
Eligibility based on citizenship	-1.55%	19.85%



Top growth countries Q1 2023 vs. Q4 2022 with over 1000 registrations

The registrars

TOP 10 COUNTRIES BASED ON THE NUMBER OF EURid ACCREDITED REGISTRARS



KEY FIGURES

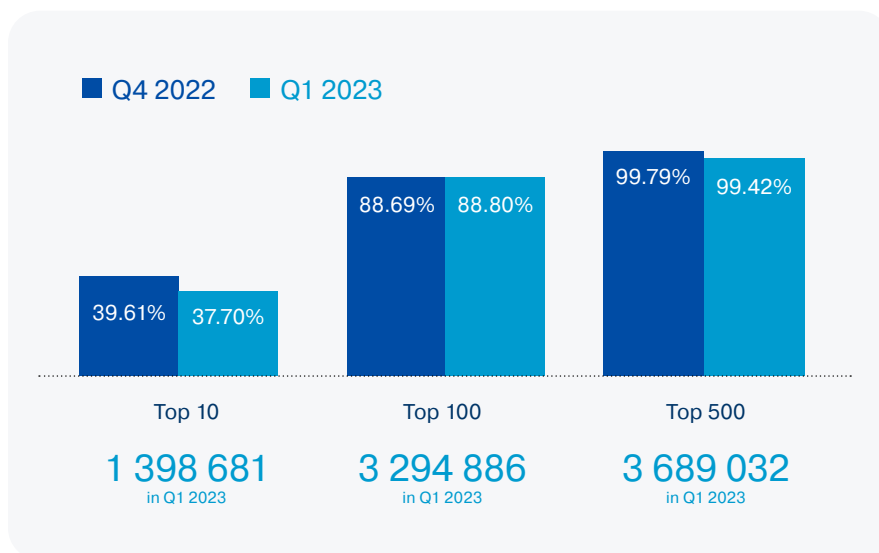


88.80 %

REGISTRATIONS BY TOP 100 REGISTRARS IN Q1 2023

MARKET SHARE OF TOP 10, TOP 100 AND TOP 500 REGISTRARS

The top 100 EURid accredited registrars manage about 88 % of all registrations, which means that many registrars are small businesses.



709

EURid ACCREDITED REGISTRARS AT THE END OF Q1 2023

...eu...eю...ΕU

Powered by **EURid**

info@eurid.eu / +32 (0)2 401 27 50 / www.eurid.eu

