

Q1 2020 PROGRESS REPORT

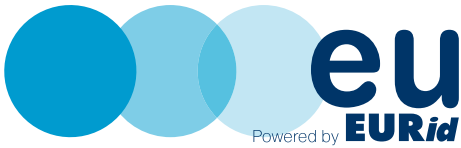
**EURid**

# Quarterly Update

Q1



# AT A GLANCE



## Q1 - AT A GLANCE

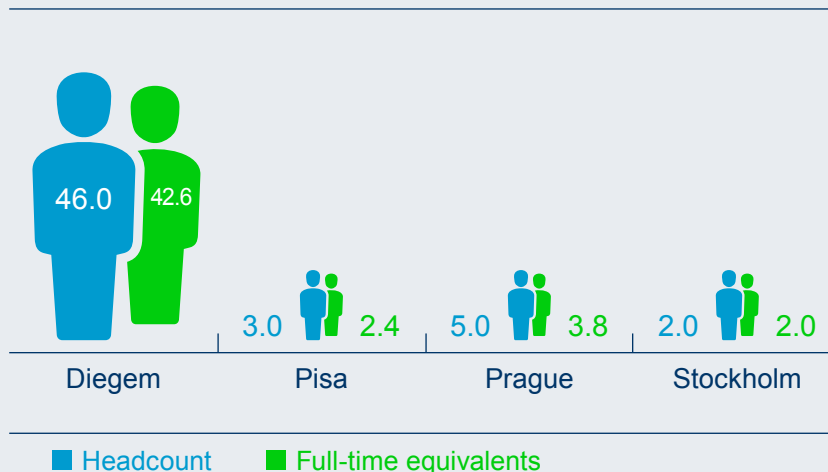
190 011 new registrations were made in Q1 2020, contributing to the total of 3 623 050 domain registrations at the end of the quarter.

The top country for growth in the quarter was in Portugal (+64%), followed by Norway (8.1%) and Latvia (6.5%).

Q1 gave way to many important developments. We prolonged the discounted ADR fees until 30 June 2020, announced our SAFEonLINE Art competition winners, and welcomed two community members to our .eu Academy. What's more, we assisted with the Necurs botnet takedown, and started the checks requested by the EC on COVID-related .eu domain names.

## HEADCOUNT PER OFFICE

56 EMPLOYEES WORKING AT EURID'S FOUR OFFICES AT THE END OF Q1 2020.



## KEY FIGURES



# 190 011

NEW DOMAIN NAME REGISTRATIONS IN Q1 2020



TOP GROWTH COUNTRY  
PORTUGAL  
**+64.4%**

Q1 2020 VS Q4 2019



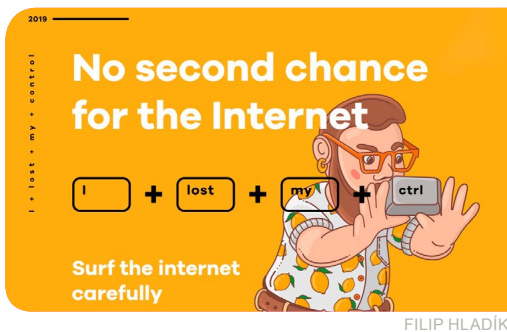
# 11

DOMAIN NAME DISPUTES FILED IN Q1 2020

# DEVELOPMENTS

## Q1

The 10 winners of SAFEonLINE art competition were announced.



JAN 09  
2020

Discounted Alternative Dispute Resolution procedure with CAC and WIPO prolonged until June 30, 2020.

JAN 10  
2020

Brexit and .eu domain name holder update: during the 'transition period' which will last until 31 December 2020 at least, UK residents and citizens will continue to be able to hold and register a .eu domain name.

JAN 30  
2020

In 2020 the .eu Academy is celebrating its fifth anniversary. EURid welcomed Mr. Kofi Aidoo from .gh (Ghana's ccTLD) and Mr. Mustafa Sheik from .so (Somalia's ccTLD) to learn more about what we are doing in marketing, communication and registry technical management.

The European Commission published its bi-annual report to the European Parliament and Council on the implementation of the .eu TLD from April 2017 to April 2019, which certifies that EURid is operating in an effective and trustworthy way.

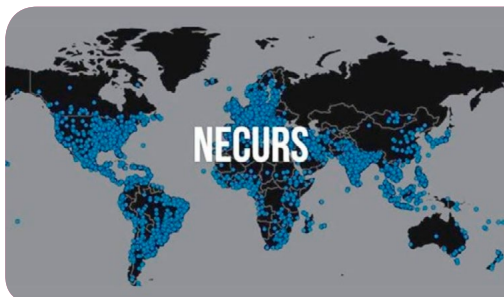
FEB 17  
2020

FEB 24  
2020



EURid assisted Microsoft and other parties with the takedown of the Necurs botnet through the use of our Abuse Prevention and Early Warning System (APEWS).

MAR 18  
2020

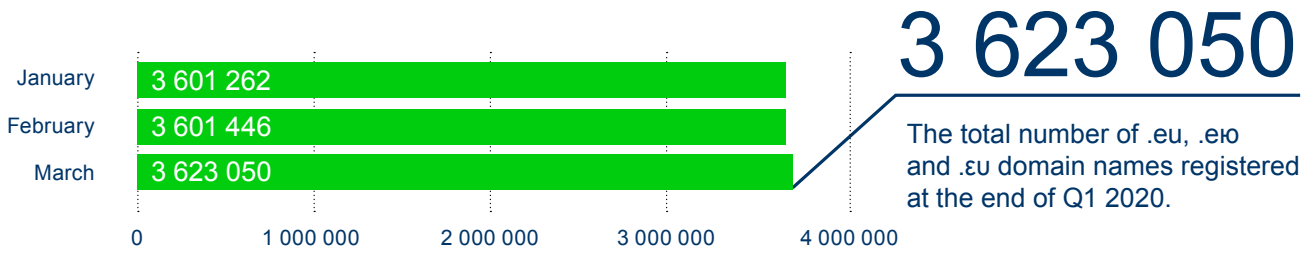


MAR 30  
2020

EURid confirmed the safety of its staff and continued operation during the COVID-9 pandemic, and is committed to making the .eu environment safe and secure with regular checks on .eu domain names.

# THE .eu, .eu AND .eu TLDs

## TOTAL NUMBER OF .eu, .eu AND .eu REGISTRATIONS AT THE END OF Q1 2020



**80.7%**


AVERAGE RENEWAL RATE DURING Q1 2020\*



**190 011**

NEW .eu REGISTRATIONS IN Q1 2020

### INTERNATIONALISED DOMAIN NAMES (IDNs)



To learn more about IDNs, visit [idnworldreport.eu](http://idnworldreport.eu).

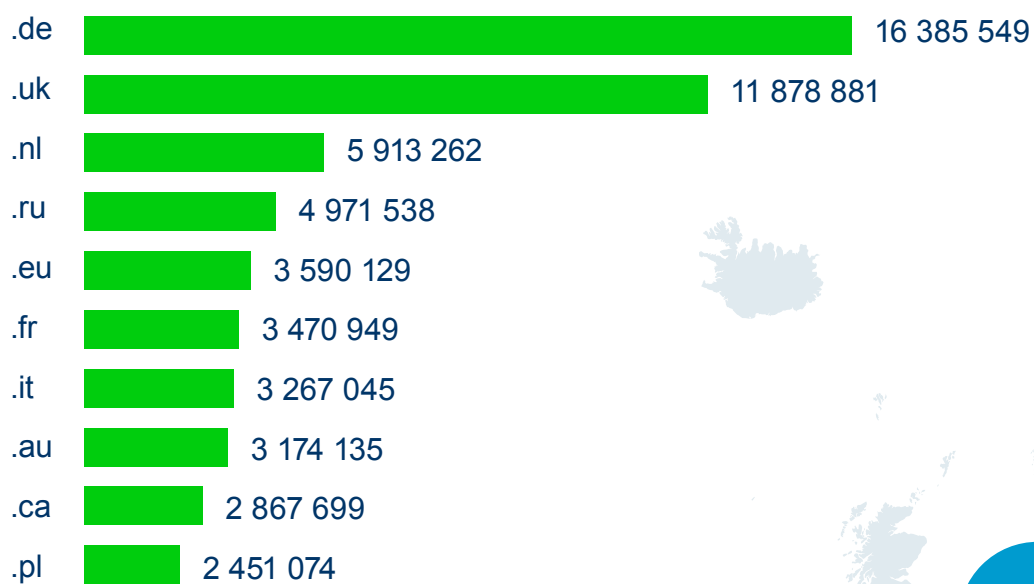
### MULTI-YEAR REGISTRATIONS (MYRs)



\* Please note, that the renewal rate is always an interim number till 40 days after the period finishes (and the reactivations from quarantine finish for that period).

# ccTLD REGISTRATIONS

## TOP 10 CENTR ccTLDs BASED ON REGISTRATIONS AS OF Q1 2020



Statistics provided courtesy of CENTRstats.


3 590 129

# THE REGISTRANTS

## TOTAL NUMBER OF .eu, .eu0 & .eu DOMAIN NAMES BY COUNTRY OF REGISTRANT

Country	Names
Aland Island	144
Austria <sup>07</sup>	153 000
Belgium <sup>08</sup>	142 608
Bulgaria	34 144
Croatia	11 035
Cyprus	26 948
Czech Republic <sup>06</sup>	162 485
Denmark	34 062
Estonia	29 257
Finland	19 250
France <sup>03</sup>	319 838
French Guiana	65
Germany <sup>01</sup>	979 315
Gibraltar	480
Greece	47 336
Guadeloupe	225
Hungary	46 721
Iceland	545
Ireland	51 146
Italy <sup>04</sup>	264 013

Country	Names
Latvia	11 766
Liechtenstein	503
Lithuania	25 706
Luxembourg	16 509
Malta	13 748
Martinique	176
Mayotte	4
Netherlands <sup>02</sup>	460 955
Norway	29 037
Poland <sup>05</sup>	237 016
Portugal	80 610
Reunion	326
Romania	26 641
Saint Martin	2
Slovakia	45 794
Slovenia	16 848
Spain <sup>10</sup>	122 019
Sweden	69 419
United Kingdom <sup>09</sup>	142 600
Eligibility based on citizenship	729



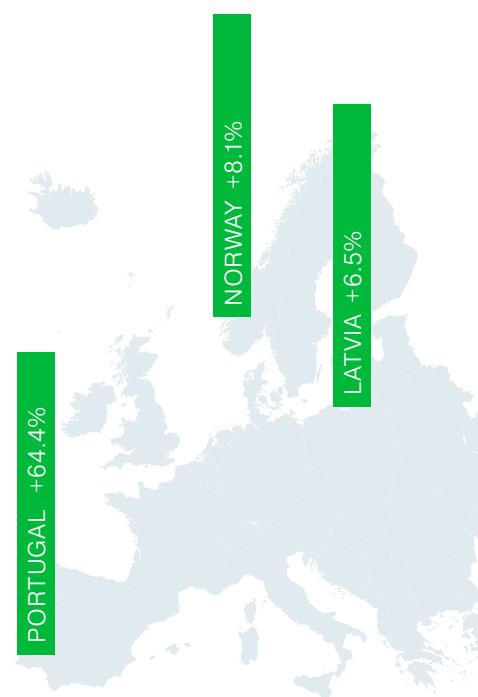
Top 10 countries with the most registrations

The table above is based on country codes. Some EU Member State territories (such as Gibraltar, the Åland Islands and Guadeloupe) have their own country codes, which is why they are included in the list.

## GROWTH BY COUNTRY, QUARTER OVER QUARTER AND YEAR OVER YEAR

Country	Q1 2020 vs. Q1 2019	Q1 2020 vs. Q4 2019
Aland Island	-7.1%	-8.3%
Austria	2.1%	1.4%
Belgium	-0.1%	-0.2%
Bulgaria	-7.7%	1.8%
Croatia	5.9%	0.8%
Cyprus	-6.9%	-5.5%
Czech Republic	3.0%	1.0%
Denmark	-3.7%	0.9%
Estonia	9.4%	-0.4%
Finland	5.9%	0.9%
France	-2.7%	-0.6%
French Guiana	0.0%	-5.8%
Germany	-0.5%	0.1%
Gibraltar	-15.2%	-29.6%
Greece	5.3%	0.6%
Guadeloupe	-8.5%	1.8%
Hungary	1.2%	0.8%
Iceland	5.8%	-13.1%
Ireland	26.3%	2.2%
Italy	-0.4%	1.0%

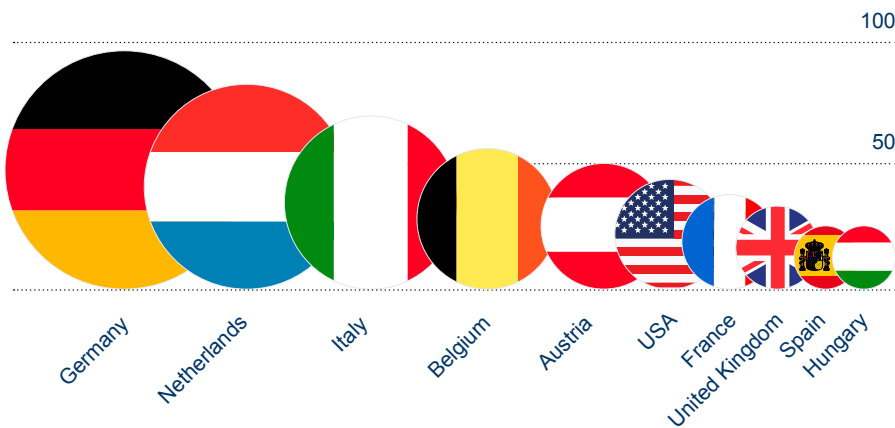
Country	Q1 2020 vs. Q1 2019	Q1 2020 vs. Q4 2019
Latvia <sup>03</sup>	4.7%	6.5%
Liechtenstein	0.8%	3.1%
Lithuania	-5.7%	0.3%
Luxembourg	-1.2%	1.1%
Malta	10.1%	0.6%
Martinique	3.5%	2.3%
Mayotte	100.0%	33.3%
Netherlands	-3.1%	-0.7%
Norway <sup>02</sup>	47.7%	8.1%
Poland	-10.8%	-6.2%
Portugal <sup>01</sup>	155.0%	64.4%
Reunion	-2.7%	-3.3%
Romania	-23.8%	1.2%
Saint Martin	100.0%	N/A
Slovakia	0.2%	-0.7%
Slovenia	10.4%	2.1%
Spain	1.5%	1.9%
Sweden	-3.4%	-1.0%
United Kingdom	-24.4%	-4.9%



Top countries for growth Q1 2020 vs. Q4 2019

# THE REGISTRARS

## TOP 10 COUNTRIES BASED ON THE NUMBER OF EURid ACCREDITED REGISTRARS



## KEY FIGURES

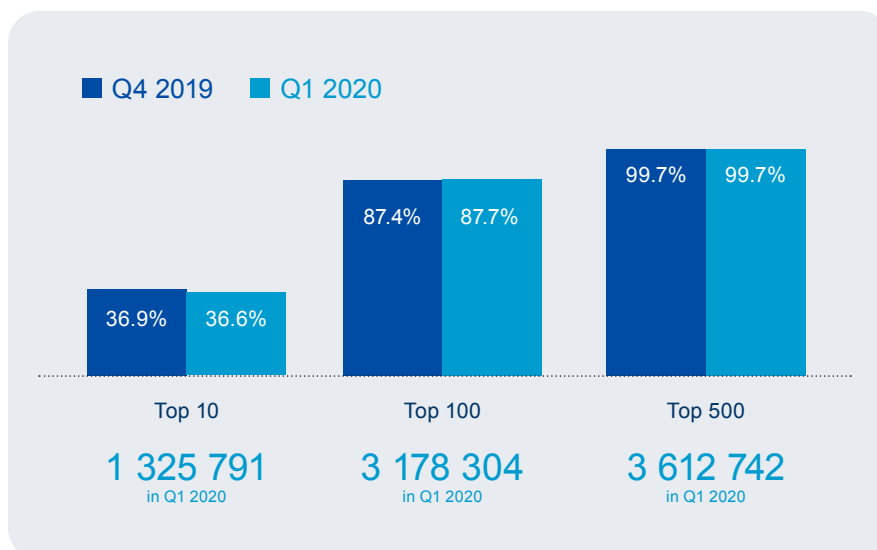


87.73%

REGISTRATIONS  
BY TOP 100  
REGISTRARS IN Q1 2020

## MARKET SHARE OF TOP 10, TOP 100 AND TOP 500 REGISTRARS

The top 100 EURid accredited registrars manage about 88% of all registrations, which means that many registrars are small businesses.



712

EURid ACCREDITED  
REGISTRARS  
AT THE END OF Q1 2020

...eu...eЮ...ΕU

Powered by **EURid**

info@eurid.eu / +32 (0)2 401 27 50 / www.eurid.eu

