

# Q4 EURid's Quarterly Update

2024

In the last quarter of 2024, EURid engaged in several valuable initiatives. Here are the highlights:

- During Cybersecurity Month in October, efforts centered on enhancing online safety through the promotion of DNSSEC and educating users on best practices to create a more secure digital environment.
- As part of CodeWeek 2024, EURid reached over 350 students from across Europe through interactive workshops. These sessions covered essential skills in coding, robotics, and internet principles, fostering digital literacy among young participants.
- New policies were introduced in alignment with the NIS2 Directive, aiming to enhance transparency and security in domain name management.
- The 3rd .eu Day, held at the European Parliament, highlighted pressing issues such as combating disinformation and promoting global internet governance. Discussions also focused on EU regulations, youth participation, and the evolving challenges of digital policy in today's geopolitical landscape.

## EURid

165 391

NEW DOMAIN NAME REGISTRATIONS IN Q4 2024

3 706 920











TOTAL NUMBER OF .EU REGISTRATIONS

81%

AVERAGE RENEWAL RATE DURING Q4 2024

## Top 10 countries

with the most .eu/.eio/.eu registrations

1	GERMANY		958 556	0,6% ↓
2	NETHERLANDS		452 467	0,6% ↓
3	FRANCE		306 517	0,1% ↓
4	ITALY		258 812	0,7% ↑
5	POLAND		230 460	1,1% ↑
6	PORTUGAL		202 984	0,9% ↓
7	CZECH REPUBLIC		174 433	2,2% ↓
8	SPAIN		144 189	5,3% ↑
9	BELGIUM		143 508	0,3% ↓
10	AUSTRIA		139 283	0,2% ↓

COUNTRY

REGISTRATIONS

## Top 10 countries

by number of Registrars

1	GERMANY		96
2	NETHERLANDS		61
3	ITALY		58
4	AUSTRIA		49
5	BELGIUM		37
6	FRANCE		32
7	POLAND		23
8	HUNGARY		23
9	SPAIN		20
10	ROMANIA		14

COUNTRY

REGISTRARS

For further statistics, please refer to our dedicated statistics page

Read more

Internationalised Domain Names (IDNs)

38 266

IDNS UNDER .EU

TO LEARN MORE ABOUT IDNS, VISIT [IDN.WORLDREPORT.EU](https://www.idnworldreport.eu).

+

4 812

NEW IDN REGISTRATIONS IN Q4 2024

34 726

IDNS UNDER .EU IN LATIN

.eu

1 250

IDNS UNDER .EU IN CYRILLIC

.eio

2 290

IDNS UNDER .EU IN GREEK

.EU

6 101

TOTAL AMOUNT OF MYR IN Q4 2024