

Q1 2018 PROGRESS REPORT

EURid's  
Quarterly Update

Q1

# AT A GLANCE



## AT A GLANCE

2018 has kicked off, and we're very pleased with the work done in the first of many eventful quarters to come.

Overall number of registrations continue to grow. Between Q4 2017 and Q1 2018, registrations grew from 3 815 055 to 3 824 289, an increase of 9 234 domain names. The quarter posted a renewal rate of 79.2%.

Our top growth country for the quarter remains Ireland, as in Q4 2017.


Developments throughout the quarter include our unveil of the 2018 IDN World Report at the EIF Breakfast, .eu Academy traineeship with .ke, identity fraud linked domain name suspension effort, and ADR discount.

We look forward to a successful Q2 2018!



## HEADCOUNT PER OFFICE Q1 2018

55 EMPLOYEES WORKING AT EURid's  
4 OFFICES AT THE END OF Q1 2018



## KEY FIGURES



# 198 444

NEW .eu REGISTRATIONS  
IN Q1 2018



TOP GROWTH COUNTRY  
IRELAND

# +13.2%

Q1 2018 VS Q4 2017



# 22

DOMAIN NAME DISPUTES  
FILED IN Q1 2018

# DEVELOPMENTS

## Q1

### EURid ADR: 2017 wrap up and beyond

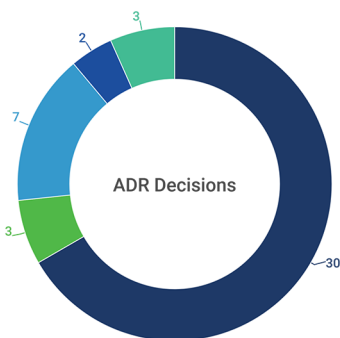
June of 2017 marked the start of our .eu and .eu Alternative Dispute Resolution partnership with WIPO. In 2017, the partnership resulted in 13 cases administered with 6 successfully processed.

On 29 January 2018, we suspended 25 756 domain names that had ties to identity fraud. In 2017, we suspended 20 126 domain names, of which 2 872 relate to our ongoing collaboration with law enforcement.

### 2017 ADR Wrap Up

In 2017, a total of 63 ADR complaints were filed.

Of the 63 cases, 45 were successfully processed, with 18 pending review.



● Accepted ● Rejected ● Defective ● Parties Settled ● Withdrawn

[Learn more on eurid.eu](http://eurid.eu)

JAN 10  
2018

### EURid unveils 2017 IDN World Report at the EIF Breakfast

Lead author of the IDN World Report, Emily Taylor, CENTR General Manager, Peter Van Roste, and Facebook Internationalisation Director, Iris Orriss, spoke about linguistic diversity online in addition to the 2017 IDN World Report at the EIF Breakfast.




JAN 31  
2018

FEB 12  
2018

### Thank you .ke!

In early 2018, we had the pleasure of meeting and hosting Kenic CEO, Abdalla Omari, as a .eu Academy trainee in our Pisa office.



MAR 29  
2018

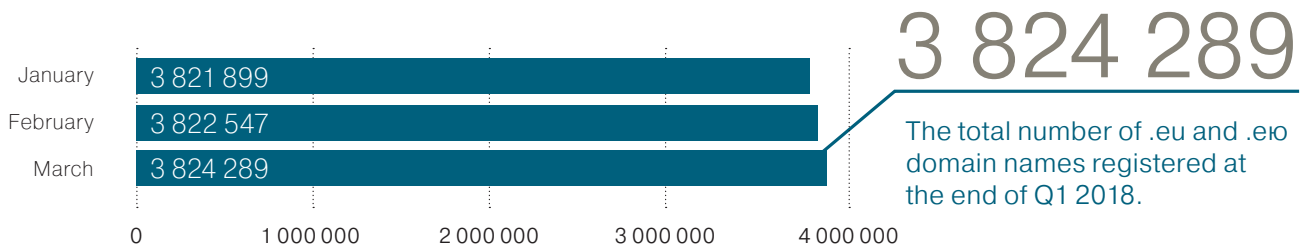
### EC releases communication concerning Brexit and the .eu TLD

The communication states that, based on the United Kingdom's intent to withdraw from the European Union, undertakings and organisations that are established in the United Kingdom but not in the EU and natural persons who reside in the United Kingdom will no longer be eligible to register .eu domain names or, if they are .eu registrants, to renew .eu domain names registered before the withdrawal date.



# THE .eu AND .eu REGISTRATIONS

## TOTAL NUMBER OF .eu AND .eu REGISTRATIONS AT MONTH'S END



79.2%

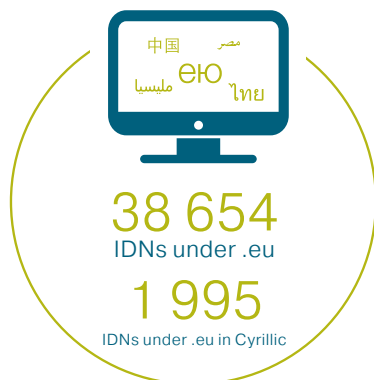
AVERAGE RENEWAL RATE DURING Q1 2018



198 444

NEW .eu REGISTRATIONS IN Q1 2018

### INTERNATIONALISED DOMAIN NAMES (IDNs)



### MULTI-YEAR REGISTRATIONS (MYRs)



Based on the 40 day quarantine window for deleted domain names, the renewal rate is subject to change up until 40 days after the close of the quarter.

# WEBSITE CATEGORISATION

In Q1 2018, we initiated a website categorisation project with the goal of further understanding how .eu domain names are being used. Below, you will find our findings from Q1 2018. As we delve deeper into this project, we will categorise all .eu domain names based on their content. The findings below are based on a random sample of 225 000 .eu domain names.



79%  
of domain names resolve

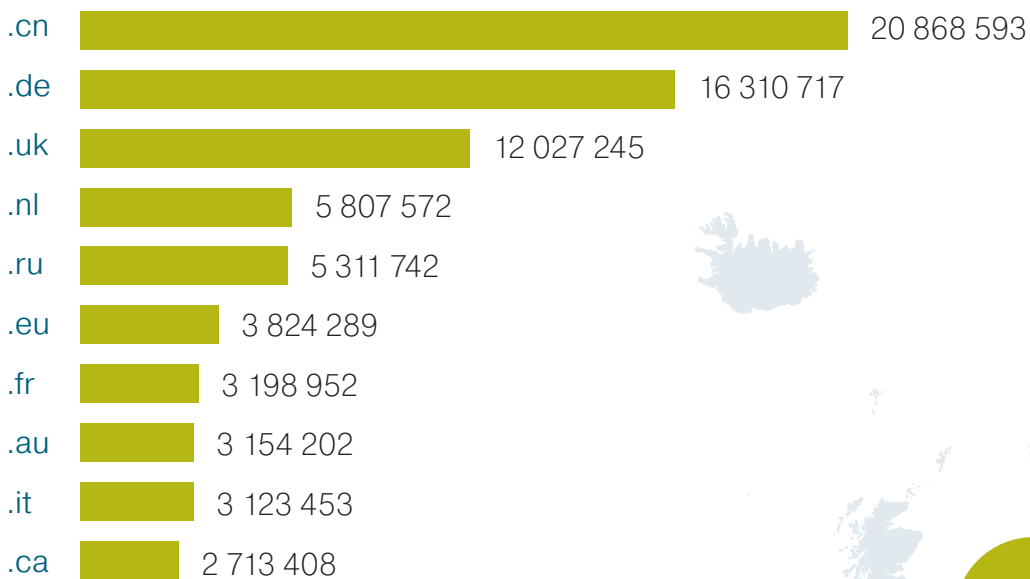
88%  
of resolving domain names  
contain content.



81%  
of resolving domain names have  
a functioning mailbox setup

# ccTLDs REGISTRATIONS

## TOP 10 CENTR ccTLDs BASED ON REGISTRATIONS AS OF Q1 2018



Statistics provided courtesy of CENTR.  
All data is from Q1 2018 with the exception of .cn, which is from Q3 2017.


.eu  
3 824 289

# THE REGISTRANTS

## TOTAL NUMBER OF .eu & .eu0 DOMAIN NAMES BY COUNTRY OF REGISTRANT, Q1 2018

Country	Names
Aland Island	220
Austria <sup>07</sup>	182 881
Belgium <sup>09</sup>	137 960
Bulgaria	42 859
Croatia	9 704
Cyprus	21 255
Czech Republic <sup>08</sup>	155 996
Denmark	33 665
Estonia	23 657
Finland	17 492
France <sup>03</sup>	349 263
French Guiana	53
Germany <sup>01</sup>	1 008 921
Gibraltar	1 212
Greece	44 254
Guadeloupe	223
Hungary	45 005
Iceland	605
Ireland	31 777
Italy <sup>05</sup>	262 589

Country	Names
Latvia	10 164
Liechtenstein	425
Lithuania	24 469
Luxembourg	16 532
Malta	11 017
Martinique	146
Mayotte	2
Netherlands <sup>02</sup>	507 014
Norway	14 401
Poland <sup>06</sup>	261 192
Portugal	21 435
Reunion	313
Romania	26 492
Saint Martin	1
Slovakia	45 493
Slovenia	14 128
Spain <sup>10</sup>	112 449
Sweden	65 813
United Kingdom <sup>04</sup>	323 166



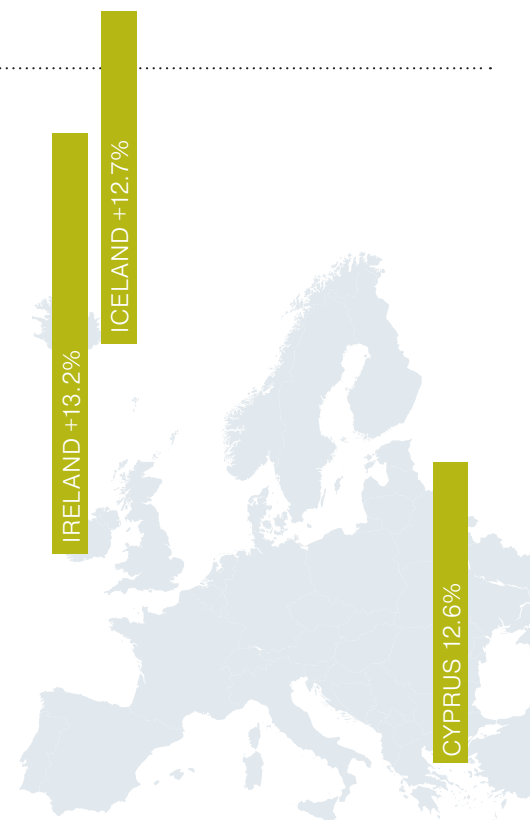
Top 10 countries with the most registrations

The table above is based on country codes. Some EU Member State territories (such as Gibraltar, the Åland Islands and Guadeloupe) have their own country codes, which is why they are included in the list.

## GROWTH BY COUNTRY, QUARTER OVER QUARTER AND YEAR OVER YEAR

Country	Q1 2018 vs Q1 2017	Q1 2018 vs Q4 2017
Aland Island	-20.3%	7.3%
Austria	65.1%	-5.3%
Belgium	2.0%	0.6%
Bulgaria	31.7%	3.6%
Croatia	16.3%	4.3%
Cyprus <sup>03</sup>	8.9%	12.6%
Czech Republic	-0.1%	-0.1%
Denmark	-4.2%	-0.3%
Estonia	6.9%	1.8%
Finland	3.8%	1.3%
France	2.9%	0.8%
French Guiana	-5.4%	5.7%
Germany	-3.4%	-0.5%
Gibraltar	-96.9%	1.3%
Greece	-3.6%	-0.1%
Guadeloupe	-4.3%	-6.3%
Hungary	1.1%	0.2%
Iceland <sup>02</sup>	43.4%	12.7%
Ireland <sup>01</sup>	14.4%	13.2%
Italy	-0.5%	0.9%


Country	Q1 2018 vs Q1 2017	Q1 2018 vs Q4 2017
Latvia	9.7%	3.0%
Liechtenstein	29.6%	8.9%
Lithuania	5.5%	1.7%
Luxembourg	-2.9%	-3.0%
Malta	-40.5%	-31.9%
Martinique	-9.9%	-0.7%
Mayotte	N/A	50.0%
Netherlands	5.4%	0.9%
Norway	2.6%	-1.7%
Poland	-1.4%	-0.8%
Portugal	26.2%	2.4%
Reunion	-10.6%	-1.9%
Romania	2.8%	1.5%
Saint Martin	N/A	0.0%
Slovakia	1.2%	0.7%
Slovenia	2.6%	0.5%
Spain	10.5%	2.5%
Sweden	-1.6%	-1.0%
United Kingdom	4.5%	1.8%



Top growth countries Q1 2018 vs. Q4 2017

# THE REGISTRARS

## TOP 10 COUNTRIES BASED ON THE NUMBER OF EURid ACCREDITED REGISTRARS



## KEY FIGURES

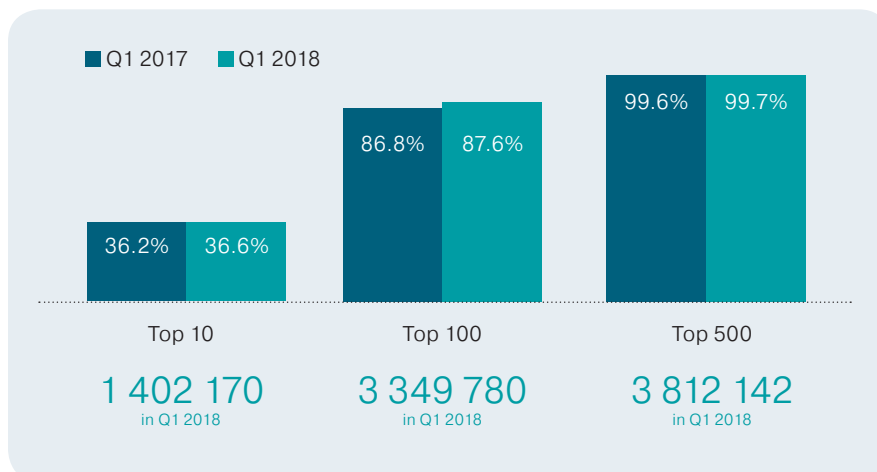


87.6%

REGISTRATIONS BY TOP 10 REGISTRARS IN Q1 2018

## MARKET SHARE OF TOP 10, TOP 100 AND TOP 500 REGISTRARS

The top 100 EURid accredited registrars manage about 87% of all registrations, which means that many registrars are small businesses. Compared to the previous year, the market share of the top 10, 100 and 500 registrars has slightly increased.



724

EURid ACCREDITED REGISTRARS AT THE END OF Q1 2018





info@eurid.eu  
EURid – Woluwelaan 150 1831 Diegem – Belgium  
+32 (0) 2 401 2750  
www.eurid.eu

