

Q1 2019 PROGRESS REPORT

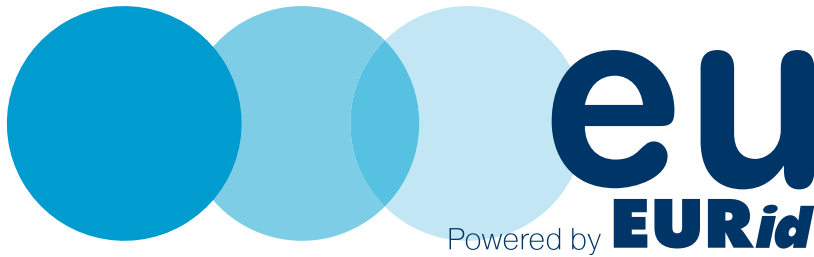
EURid

Quarterly Update

Q1



AT A GLANCE



Q1 - AT A GLANCE

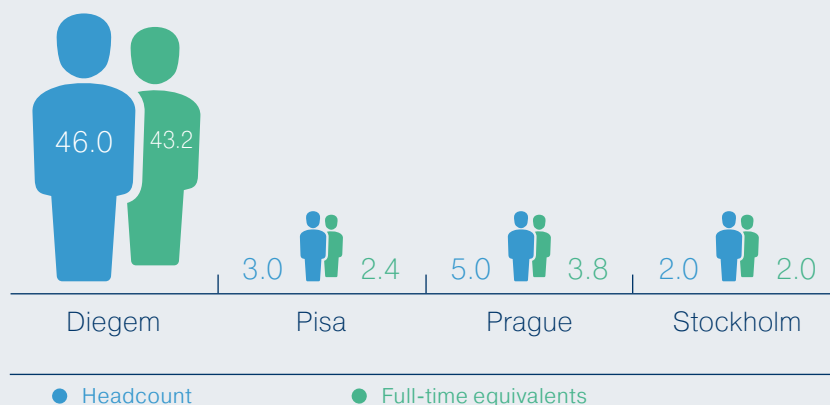
175 794 new .eu registrations were made in Q1 2019, contributing to a total of 3 661 899 domain name registrations at the end of the quarter.

Ireland, Sweden and Portugal made their mark as top growth countries in terms of registration percentage growth throughout the quarter.

Q1 gave way to many important developments: we introduced the 2019 Reduction scheme, the CFM programme was audited and launched for the new period of 2019-2022 and the .eu Regulation entered into force.

HEADCOUNT PER OFFICE

56 EMPLOYEES WORKING AT EURid's 4 OFFICES AT THE END OF Q1 2019



KEY FIGURES



175 794

NEW DOMAIN NAME REGISTRATIONS IN Q1 2019



TOP GROWTH COUNTRY IRELAND

+16.6%

Q1 2019 VS Q4 2018



11

DOMAIN NAME DISPUTES FILED IN Q1 2019

DEVELOPMENTS

Q1

Latest about the IDN world at ME DNS Forum in Dubai



.eu new Regulation published



JAN 11
2019

Discounted Alternative Dispute Resolution procedure with CAC and WIPO remains in 2019



FEB 20
2019

EURid environmental project in Uganda completes solar installation

MAR 4
2019

MAR 22
2019

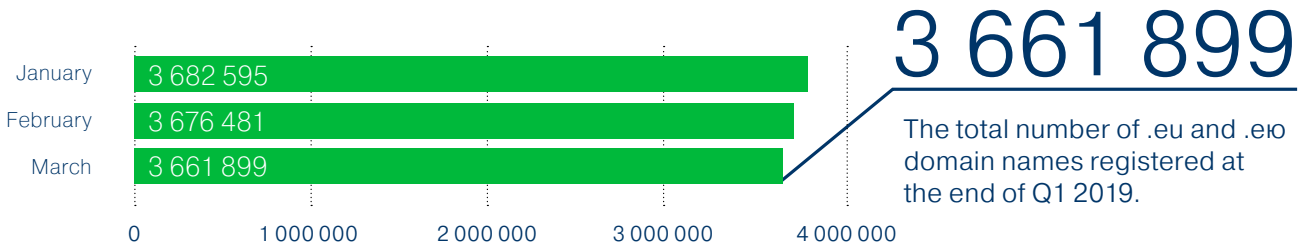
Brexit and .eu domain name holder update



MAR 29
2019

THE .eu AND .europa TLDs

TOTAL NUMBER OF .eu AND .europa REGISTRATIONS AT MONTH'S END



78.2%

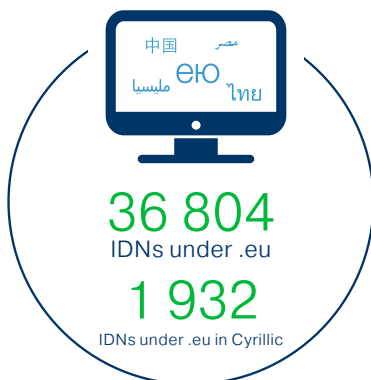
AVERAGE RENEWAL RATE DURING Q1 2019



175 794

NEW .eu REGISTRATIONS IN Q1 2019

INTERNATIONALISED DOMAIN NAMES (IDNs)



To learn more about IDNs, visit idnworldreport.eu.

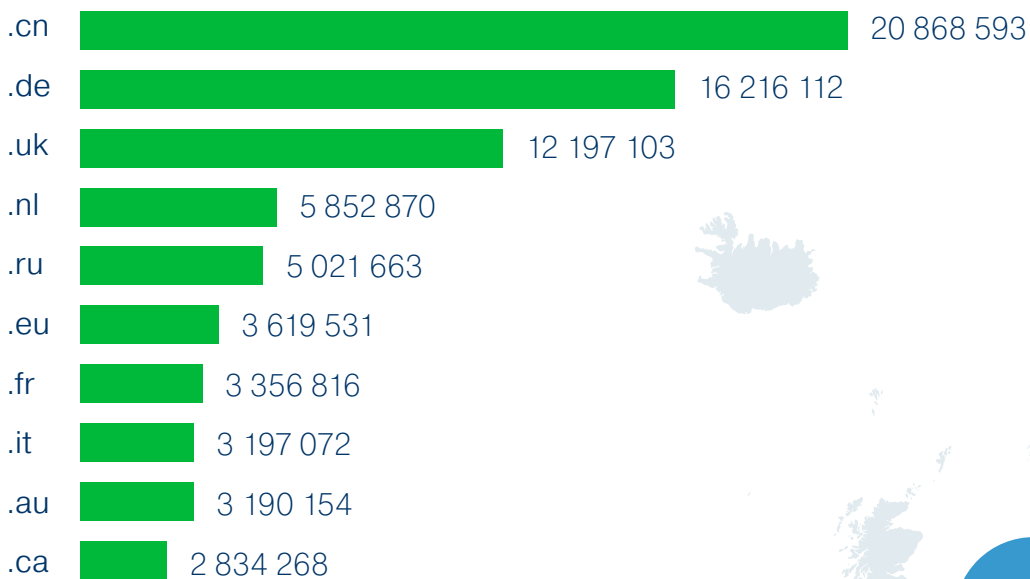
MULTI-YEAR REGISTRATIONS (MYRs)



Based on the 40 day quarantine window for deleted domain names, the renewal rate is subject to change up until 40 days after the close of the quarter.

ccTLD REGISTRATIONS

TOP 10 CENTR ccTLDs BASED ON REGISTRATIONS AS OF Q4 2018



Statistics provided courtesy of CENTR.
All data is from Q1 2019 with the exception of .cn, which is from Q3 2017.


3 619 531

THE REGISTRANTS

TOTAL NUMBER OF .eu & .eu0 DOMAIN NAMES BY COUNTRY OF REGISTRANT

Country	Names
Aland Island	155
Austria ⁰⁸	149 924
Belgium ⁰⁹	142 756
Bulgaria	36 973
Croatia	10 417
Cyprus	28 941
Czech Republic ⁰⁷	157 804
Denmark	35 376
Estonia	26 751
Finland	18 183
France ⁰³	328 863
French Guiana	65
Germany ⁰¹	984 311
Gibraltar	566
Greece	44 935
Guadeloupe	246
Hungary	46 177
Iceland	515
Ireland	40 503
Italy ⁰⁵	265 060

Country	Names
Latvia	11 239
Liechtenstein	499
Lithuania	27 261
Luxembourg	16 716
Malta	12 488
Martinique	170
Mayotte	2
Netherlands ⁰²	475 514
Norway	19 654
Poland ⁰⁴	265 807
Portugal	31 608
Reunion	335
Romania	34 950
Saint Martin	1
Slovakia	45 685
Slovenia	15 260
Spain ¹⁰	120 189
Sweden	71 890
United Kingdom ⁰⁶	188 505



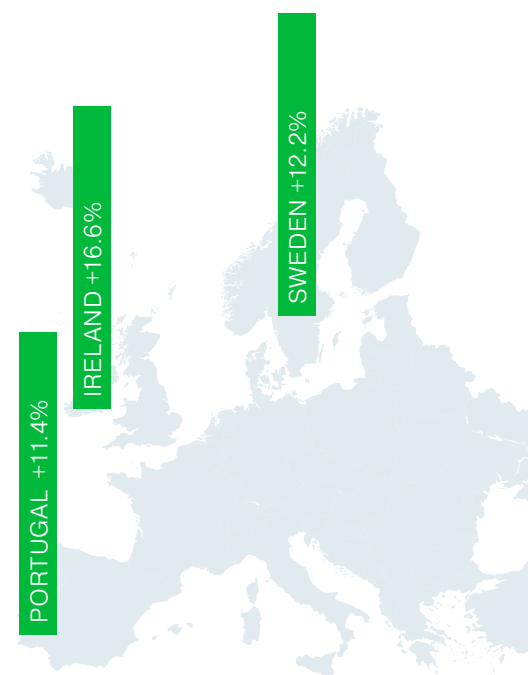
Top 10 countries with the most registrations

The table above is based on country codes. Some EU Member State territories (such as Gibraltar, the Åland Islands and Guadeloupe) have their own country codes, which is why they are included in the list.

GROWTH BY COUNTRY, QUARTER OVER QUARTER AND YEAR OVER YEAR

Country	Q1 2019 vs. Q1 2018	Q1 2019 vs. Q4 2018
Aland Island	-29.5%	-5.5%
Austria	-18.0%	-2.6%
Belgium	3.5%	1.0%
Bulgaria	-13.7%	-1.4%
Croatia	7.3%	2.3%
Cyprus	36.2%	6.8%
Czech Republic	1.2%	0.6%
Denmark	5.1%	5.2%
Estonia	13.1%	1.5%
Finland	4.0%	-2.5%
France	-5.8%	-0.4%
French Guiana	22.6%	18.2%
Germany	-2.4%	0.1%
Gibraltar	-53.3%	-49.0%
Greece	1.5%	1.0%
Guadeloupe	10.3%	-1.6%
Hungary	2.6%	0.8%
Iceland	-14.9%	-6.2%
Ireland ⁰¹	27.5%	16.6%
Italy	0.9%	-0.9%


Country	Q1 2019 vs. Q1 2018	Q1 2019 vs. Q4 2018
Latvia	10.6%	6.6%
Liechtenstein	17.4%	8.0%
Lithuania	11.4%	0.9%
Luxembourg	1.1%	1.3%
Malta	13.4%	7.7%
Martinique	16.4%	8.3%
Mayotte	N/A	0.0%
Netherlands	-6.2%	0.2%
Norway	36.5%	8.7%
Poland	1.8%	0.1%
Portugal ⁰³	47.5%	11.4%
Reunion	7.0%	4.0%
Romania	31.9%	0.0%
Saint Martin	N/A	N/A
Slovakia	0.4%	0.9%
Slovenia	8.0%	2.1%
Spain	6.9%	2.7%
Sweden ⁰²	9.2%	12.2%
United Kingdom	-41.7%	-21.7%



Top growth countries Q1 2019 vs. Q4 2018

THE REGISTRARS

TOP 10 COUNTRIES BASED ON THE NUMBER OF EURid ACCREDITED REGISTRARS



KEY FIGURES

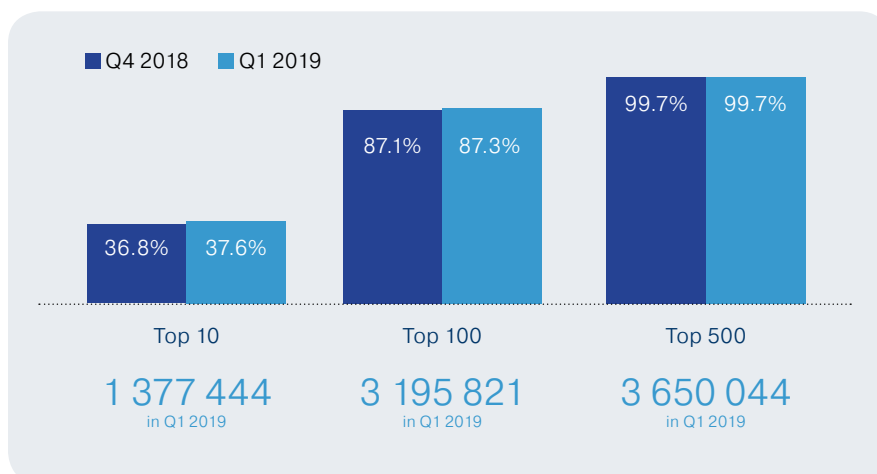


87.28%

REGISTRATIONS BY TOP 10 REGISTRARS IN Q1 2019

MARKET SHARE OF TOP 10, TOP 100 AND TOP 500 REGISTRARS

The top 100 EURid accredited registrars manage about 87% of all registrations, which means that many registrars are small businesses. Compared to the previous year, the market share of the top 10, 100 and 500 registrars has slightly fluctuated.



715

EURid ACCREDITED REGISTRARS AT THE END OF Q1 2019

...eu...eu

Powered by **EURid**

info@eurid.eu / +32 (0)2 401 27 50 / www.eurid.eu



EMAS

Verified
environmental
management

REG.NO. BE-VL-00016

