

Q4 2017 PROGRESS REPORT

EURid's Quarterly Update

Q4

AT A GLANCE



AT A GLANCE

2017 was an incredible year, with Q4 bearing some of our most cherished accomplishments like winning the Registry of the Year Award at the CENTR Awards and hosting a successful fourth iteration of the .eu Web Awards.

Q4 2017 also provided a festive sprung opportunity to support causes that are near and dear to us, like the fight against plastic pollution in our very oceans.

Statistically speaking, registrations grew at a sustained and positive rate in Q4, with new .eu registrations toppling last year's Q4 figure by 48 390 domain names. When compared to last quarter, new .eu registrations in Q4 measure an increase of 15 658 domain names.


We continue our efforts towards building a trustworthy and secure online community and in doing so, are pleased to unveil our domain name abuse prevention tool, which aims to halt abusive domain name practices at the root.

We wish you a happy and successful 2018!



HEADCOUNT PER OFFICE Q4 2017

55 EMPLOYEES WORKING AT EURid's
4 OFFICES AT THE END OF Q4 2017



KEY FIGURES



223 440

NEW .eu REGISTRATIONS
IN Q4 2017



TOP GROWTH COUNTRY
IRELAND

+16.7%

Q4 2017 VS Q3 2017



21

DOMAIN NAME DISPUTES
FILED IN Q4 2017

DEVELOPMENTS

Q4

EURid renews its support for Surfrider



With the goal of protecting Europe's oceans and beaches from plastic pollution, we took action this holiday season by

joining the #resetyourbottle campaign and donating to the Surfrider Foundation.

The fall 2017 .eu Illustrated puts the spotlight on start-ups and the .eu Web Awards initiative



The fall 2017 issue of the .eu Illustrated takes readers back to previous iterations of the .eu Web

Awards and showcases a piece on the most exciting start-up events in Europe!

EURid set to launch first of its kind domain name abuse prevention tool

We have developed a methodology based around evaluating patterns pertaining to domain name registrations in order to predict, prior to activation, whether they will be used in an abusive manner. The methodology turned software will undergo testing for six months prior to rollout. .

DEC 18
2017

EURid hosts green discussion panel at the 2017 Internet Governance Forum in Geneva

We are determined to encourage more digital companies to think green, which is why we decided to host a discussion panel on being green in a digital space at the 2017 IGF in Geneva.



DEC 14
2017

The 2017 .eu Web Awards gala shines in its fourth iteration

The 2017 .eu Web Awards gala took place at the Vaudeville Theater in Brussels, Belgium on 21 November, where the winners were announced!

NOV 21
2017

NOV 20
2017



NOV 20
2017



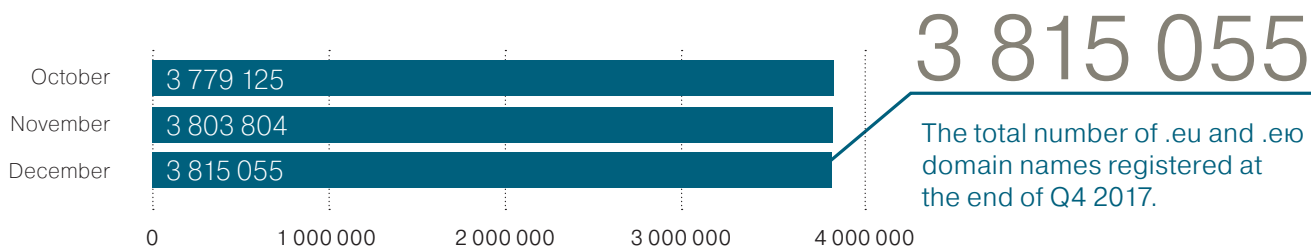
OCT 4
2017

EURid wins registry of the year at the 2017 CENTR Awards

In unexpected fashion, we had the honor and privilege to win the Registry of the Year Award at the 2017 CENTR Awards. This achievement couldn't have been met without the wonderful support from our registrar and online communities! Thank you!

THE .eu AND .eu TLDs

TOTAL NUMBER OF .eu AND .eu REGISTRATIONS AT MONTH'S END



78.8%


AVERAGE RENEWAL
RATE DURING Q4 2017



223 440

NEW .eu REGISTRATIONS
IN Q4 2017

INTERNATIONALISED DOMAIN NAMES (IDNs)

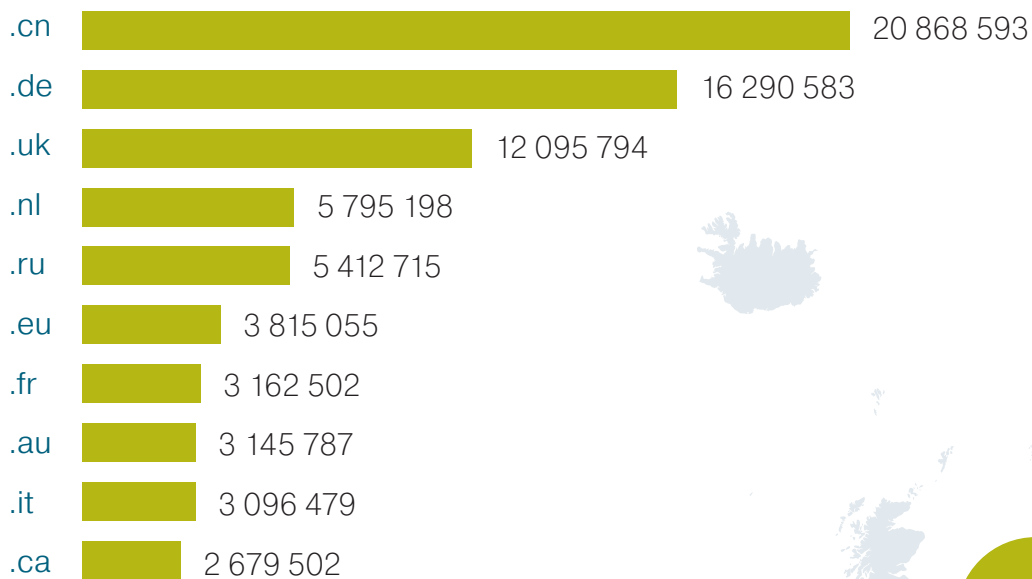


MULTI-YEAR REGISTRATIONS (MYRs)



ccTLDs REGISTRATIONS

TOP 10 CENTR ccTLDs BASED ON REGISTRATIONS AS OF Q4 2017



Statistics provided courtesy of CENTR.

All data is from Q4 2017 with the exception of .cn, which is from Q2 2017.

All data is for .eu only.


3 815 055

THE REGISTRANTS

TOTAL NUMBER OF .eu DOMAIN NAMES BY COUNTRY OF REGISTRANT, Q4 2017

Country	Names
Aland Island	204
Austria ⁰⁷	192 661
Belgium ⁰⁹	137 192
Bulgaria	41 319
Croatia	9 285
Cyprus	18 572
Czech Republic ⁰⁸	156 179
Denmark	33 757
Estonia	23 224
Finland	17 269
France ⁰³	346 301
French Guiana	50
Germany ⁰¹	1 013 784
Gibraltar	1 196
Greece	44 201
Guadeloupe	237
Hungary	44 936
Iceland	528
Ireland	27 590
Italy ⁰⁶	260 101

Country	Names
Latvia	9 858
Liechtenstein	387
Lithuania	24 064
Luxembourg	17 028
Malta	14 526
Martinique	147
Mayotte	1
Netherlands ⁰²	502 462
Norway	14 644
Poland ⁰⁵	263 364
Portugal	20 917
Reunion	319
Romania	26 092
Saint Martin	1
Slovakia	45 165
Slovenia	14 052
Spain ¹⁰	109 680
Sweden	66 464
United Kingdom ⁰⁴	317 286



Top 10 countries with the most .eu registrations

The table above is based on country codes. Some EU Member State territories (such as Gibraltar, the Åland Islands and Guadeloupe) have their own country codes, which is why they are included in the list.

GROWTH BY COUNTRY, QUARTER OVER QUARTER AND YEAR OVER YEAR

Country	Q4 2017 vs Q4 2016	Q4 2017 vs Q3 2017
Aland Island	-27.7%	-31.4%
Austria	104.3%	-1.1%
Belgium	2.7%	1.2%
Bulgaria	30.2%	9.6%
Croatia	15.7%	4.8%
Cyprus	-5.2%	2.0%
Czech Republic	-0.9%	0.7%
Denmark	-3.3%	-2.7%
Estonia	6.3%	1.2%
Finland	3.9%	1.4%
France	1.0%	1.7%
French Guiana	-10.7%	0.0%
Germany	-4.0%	-0.8%
Gibraltar	-97.9%	-1.3%
Greece	-3.9%	-0.3%
Guadeloupe	-4.0%	0.0%
Hungary	0.9%	0.5%
Iceland ⁰²	22.8%	14.2%
Ireland ⁰¹	-3.5%	16.7%
Italy	-2.5%	0.1%


Country	Q4 2017 vs Q4 2016	Q4 2017 vs Q3 2017
Latvia	7.8%	2.0%
Liechtenstein ⁰³	22.5%	11.1%
Lithuania	4.6%	2.0%
Luxembourg	4.0%	-0.8%
Malta	-19.9%	-30.9%
Martinique	-9.8%	-6.1%
Mayotte	N/A	-100%
Netherlands	3.8%	4.7%
Norway	5.1%	1.0%
Poland	0.4%	-0.6%
Portugal	25.8%	5.2%
Reunion	-13.1%	0.3%
Romania	0.2%	0.4%
Saint Martin	N/A	100%
Slovakia	0.9%	-0.7%
Slovenia	3.8%	0.3%
Spain	6.6%	2.1%
Sweden	-1.1%	-0.3%
United Kingdom	4.9%	4.3%



Top growth countries Q4 2017 vs. Q3 2017

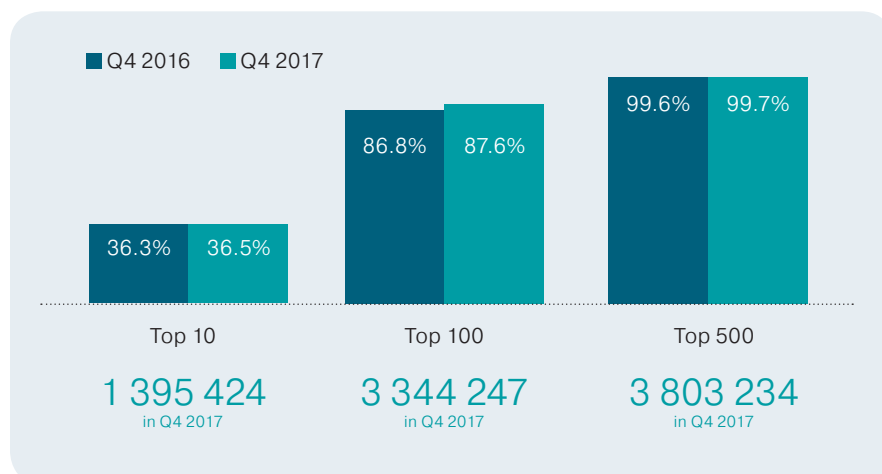
THE REGISTRARS

TOP 10 COUNTRIES BASED ON THE NUMBER OF EURid ACCREDITED REGISTRARS



MARKET SHARE OF TOP 10, TOP 100 AND TOP 500 REGISTRARS

The top 100 EURid accredited registrars manage about 87% of all registrations, which means that many registrars are small businesses. Compared to the previous year, the market share of the top 10, 100 and 500 registrars has slightly increased.



KEY FIGURES



87.6%

REGISTRATIONS
BY TOP 100 REGISTRAR
COUNTRIES IN Q4 2017



723

EURid ACCREDITED
REGISTRARS
AT THE END OF Q4 2017



info@eurid.eu
EURid – Woluwelaan 150 1831 Diegem – Belgium
+32 (0) 2 401 2750

