


Q2 2020 PROGRESS REPORT

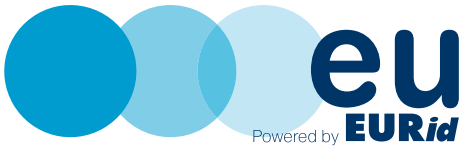
EURid

Quarterly Update

Q2



AT A GLANCE



Q2 - AT A GLANCE

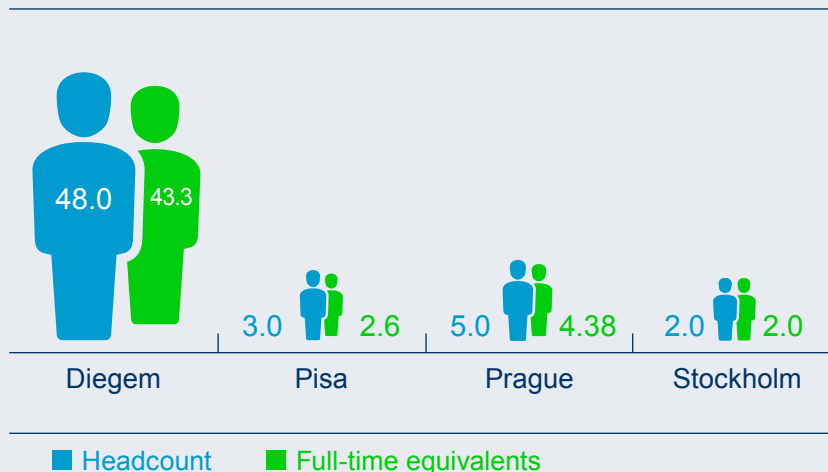
163 277 new registrations were made in Q2 2020, contributing to a total of 3 606 143 domain registrations at the end of the quarter.

The top country for registration growth in the quarter was Slovenia (+4.8%), followed by Latvia (3.8%) and Romania (3.0%).

Q2 gave way to several developments: we kicked off the 7th annual .eu Web Awards competition, measured the effects of COVID 19 on .eu domain names, and partnered with the Coordination Center for TLD .RU/.PФ for the annual EURid UNESCO World Report on IDNs. We also strengthened our collaboration with EUIPO and the Ecommerce Foundation to benefit SMEs and .eu online stores, and supported the 'Water is Life' project in Madagascar to offset our 2019 CO₂ emission.

HEADCOUNT PER OFFICE

58 EMPLOYEES WORKING AT EURID'S 4 OFFICES AT THE END OF Q2 2020.



KEY FIGURES



163 277

NEW DOMAIN NAME REGISTRATIONS IN Q2 2020



TOP GROWTH COUNTRY SLOVENIA

+4.8%

Q2 2020 VS Q1 2020



26

DOMAIN NAME DISPUTES FILED IN Q2 2020

DEVELOPMENTS

Q2

EURid implemented a set of measures in agreement with the EC to protect end-users from possible misuses of domain names associated with COVID-19.

The EUIPO and EURid strengthened their collaboration to support trademark and domain name applicants and owners, particularly small and medium-sized enterprises (SMEs).



Brexit update regarding .eu domain names registered to individuals and undertakings residing in the United Kingdom and Gibraltar: the Withdrawal Agreement provided a transition period until 31 December 2020.

.eu ADR fees remain discounted until the end of 2020.

APR 01
2020

EURid launched the 7th annual .eu Web Awards.



APR 08
2020

The Coordination Center for TLD .RU/.PФ became a partner of the annual EURid UNESCO World Report on IDNs.

MAY 07
2020

MAY 25
2020

EURid and the Ecommerce Foundation formalised their partnership by working together to improve the trust of online consumers, retailers and brand owners in .eu online stores.

MAY 28
2020

Cyrillic .eu celebrated its fourth anniversary.

JUN 01
2020



JUN 03
2020

EURid supported the 'Water is Life' project in Madagascar to offset its 2019 CO₂ emissions, and reported a successful yearly EMAS audit.

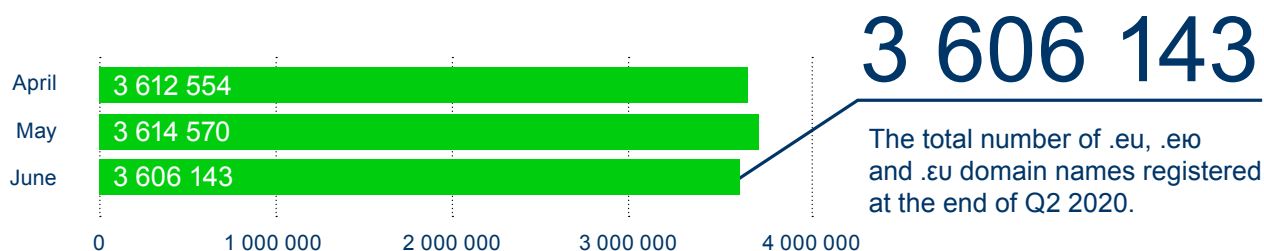
JUN 25
2020


JUL 27
2020



THE .eu, .eю AND .eυ TLDs


TOTAL NUMBER OF .eu, .eю AND .eυ REGISTRATIONS AT THE END OF Q2 2020





83.9%


AVERAGE RENEWAL RATE DURING Q2 2020*



163 277

NEW .eu REGISTRATIONS IN Q2 2020

INTERNATIONALISED DOMAIN NAMES (IDNs)



To learn more about IDNs, visit idnworldreport.eu.

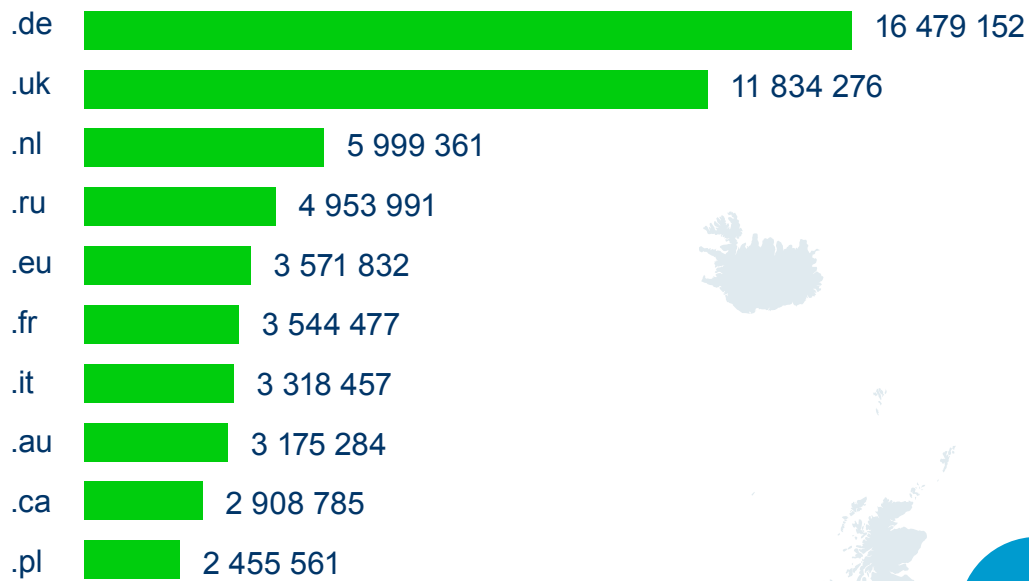
MULTI-YEAR REGISTRATIONS (MYRs)



* Please note, that the renewal rate is always an interim number till 40 days after the period finishes (and the reactivations from quarantine finish for that period).

ccTLD REGISTRATIONS

TOP 10 CENTR ccTLDs BASED ON REGISTRATIONS AS OF Q2 2020



Statistics provided courtesy of CENTRstats.


3 571 832

THE REGISTRANTS

TOTAL NUMBER OF .eu, .eu0 & .eu DOMAIN NAMES BY COUNTRY OF REGISTRANT

Country	Names
Aland Island	139
Austria ⁰⁷	153226
Belgium ⁰⁸	143246
Bulgaria	34914
Croatia	11291
Cyprus	25909
Czech Republic ⁰⁶	163578
Denmark	34048
Estonia	29080
Finland	18674
France ⁰³	315325
French Guiana	63
Germany ⁰¹	976191
Gibraltar	457
Greece	47771
Guadeloupe	227
Hungary	47135
Iceland	451
Ireland	52205
Italy ⁰⁴	267782

Country	Names
Latvia	12217
Liechtenstein	531
Lithuania	26011
Luxembourg	15949
Malta	14071
Martinique	160
Mayotte	4
Netherlands ⁰²	461022
Norway	29709
Poland ⁰⁵	226524
Portugal	79246
Reunion	319
Romania	27452
Saint Martin	2
Slovakia	45799
Slovenia	17652
Spain ¹⁰	123637
Sweden	67712
United Kingdom ⁰⁹	135355
Eligibility based on citizenship	1289



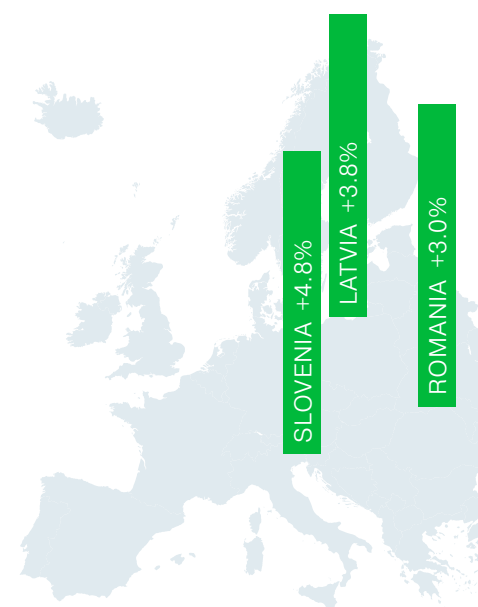
Top 10 countries with the most registrations

The table above is based on country codes. Some EU Member State territories (such as Gibraltar, the Åland Islands and Guadeloupe) have their own country codes, which is why they are included in the list.

GROWTH BY COUNTRY, QUARTER OVER QUARTER AND YEAR OVER YEAR

Country	Q2 2020 vs. Q2 2019	Q2 2020 vs. Q1 2020
Austria	4.0%	0.1%
Aland Island	-12.0%	-3.5%
Belgium	0.1%	0.4%
Bulgaria	-7.5%	2.3%
Cyprus	-11.1%	-3.9%
Czech Republic	3.4%	0.7%
Germany	-0.2%	-0.3%
Denmark	-3.5%	0.0%
Estonia	6.1%	-0.6%
Spain	3.8%	1.3%
EU	-0.5%	-0.5%
Finland	-1.6%	-3.0%
France	-3.9%	-1.4%
United Kingdom	-16.6%	-5.1%
French Guiana	-14.9%	-3.1%
Gibraltar	-16.1%	-4.8%
Guadeloupe	-6.6%	0.9%
Greece	6.5%	0.9%
Croatia	6.8%	2.3%
Hungary	2.0%	0.9%


Country	Q2 2020 vs. Q2 2019	Q2 2020 vs. Q1 2020
Ireland	9.3%	2.1%
Iceland	-21.6%	-17.2%
Italy	1.7%	1.4%
Liechtenstein	5.4%	5.6%
Lithuania	2.9%	1.2%
Luxembourg	-4.0%	-3.4%
Latvia ⁰²	6.4%	3.8%
Martinique	-10.1%	-9.1%
Malta	7.3%	2.3%
Netherlands	-2.3%	0.0%
Norway	36.4%	2.3%
Poland	-14.9%	-4.4%
Portugal	116.0%	-1.7%
Reunion	-6.5%	-2.1%
Romania ⁰³	1.7%	3.0%
Sweden	-4.8%	-2.5%
Slovenia ⁰¹	13.0%	4.8%
Slovakia	-1.6%	0.0%
Mayotte	100.0%	0.0%



Top countries for growth Q2 2020 vs. Q1 2020

THE REGISTRARS

TOP 10 COUNTRIES BASED ON THE NUMBER OF EURid ACCREDITED REGISTRARS



KEY FIGURES

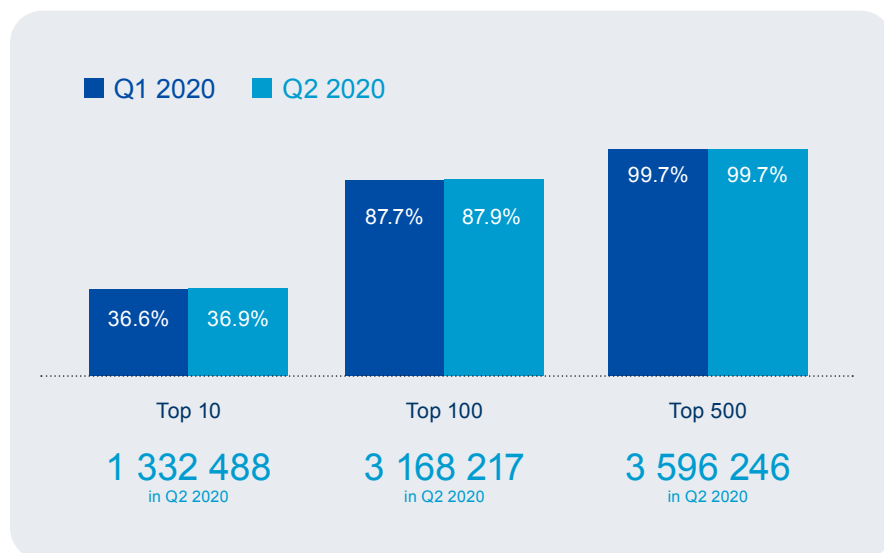


87.86 %

REGISTRATIONS BY TOP 100 REGISTRARS IN Q2 2020

MARKET SHARE OF TOP 10, TOP 100 AND TOP 500 REGISTRARS

The top 100 EURid accredited registrars manage about 88 % of all registrations, which means that many registrars are small businesses.



711

EURid ACCREDITED REGISTRARS AT THE END OF Q2 2020

...eu...eЮ...ΕU

Powered by **EURid**

info@eurid.eu / +32 (0)2 401 27 50 / www.eurid.eu

