


Q3 2018 PROGRESS REPORT

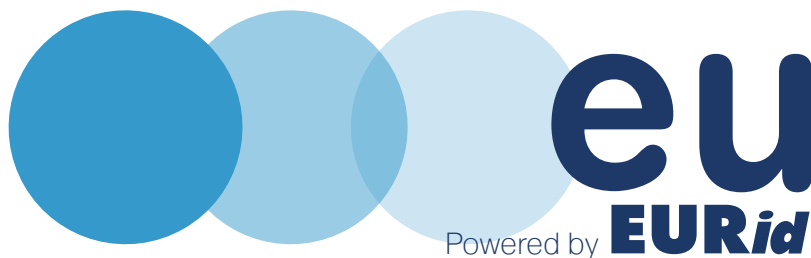
EURid

Quarterly Update

Q3



AT A GLANCE



Q3 - AT A GLANCE


173 187 new .eu registrations were made in Q3 2018, contributing to a total of 3 747 879 domain name registrations at the end of the quarter.

Portugal, Cyprus, and Norway made their mark as top growth countries in terms of registration percentage growth throughout the quarter. Cyprus was also represented in the top ten in Q2 2018.

Though we had many important developments throughout Q3, the most important one concerns the upload of a dedicated webpage about Brexit on www.eurid.eu, which highlights the current status of Brexit as it relates to the .eu extension. Do stay tuned to our dedicated [Brexit webpage](#) for updates on this pressing matter.

HEADCOUNT PER OFFICE

58 EMPLOYEES WORKING AT EURid's
4 OFFICES AT THE END OF Q3 2018



KEY FIGURES



173 187

NEW .eu REGISTRATIONS
IN Q3 2018



TOP GROWTH COUNTRY
PORTUGAL

+11.0%

Q3 2018 VS Q2 2018



14

DOMAIN NAME DISPUTES
FILED IN Q3 2018

DEVELOPMENTS

Q3

EURid supports clean water initiative

For the second year, we are supporting the Ugandan Borehole project to offset our CO2 emissions generated in 2017.



MOU renewed with TaC International

Last year, we signed a Memorandum of Understanding with Together against Cybercrime International with the goal of further promoting Internet Governance and increasing awareness surrounding DNS. We are pleased to renew our MOU with TaC International to take us one additional step closer to achieving it.



JULY 5
2018

EURid uploads dedicated page on Brexit and the .eu extension



JULY 19
2018

SEPT 5
2018

The 2018 .eu Web Awards

The 2018 .eu Web Awards finalists will attend the gala on 21 November 2018, where the winners will be announced!



SEPT 13
2018

SEPT 27
2018

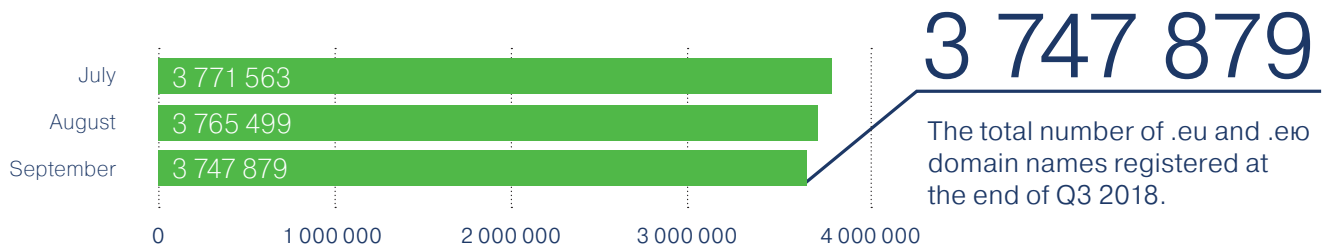
EURid welcomes a new visual style

We are pleased to announce our new visual style, which encapsulates what we are and want to be moving forward. Three dots, three TLDs – Latin, Cyrillic, and Greek at a future date.



THE .eu AND .europa TLDs

TOTAL NUMBER OF .eu AND .europa REGISTRATIONS AT MONTH'S END



74%


AVERAGE RENEWAL
RATE DURING Q3 2018



173 187

NEW .eu REGISTRATIONS
IN Q3 2018

INTERNATIONALISED DOMAIN NAMES (IDNs)



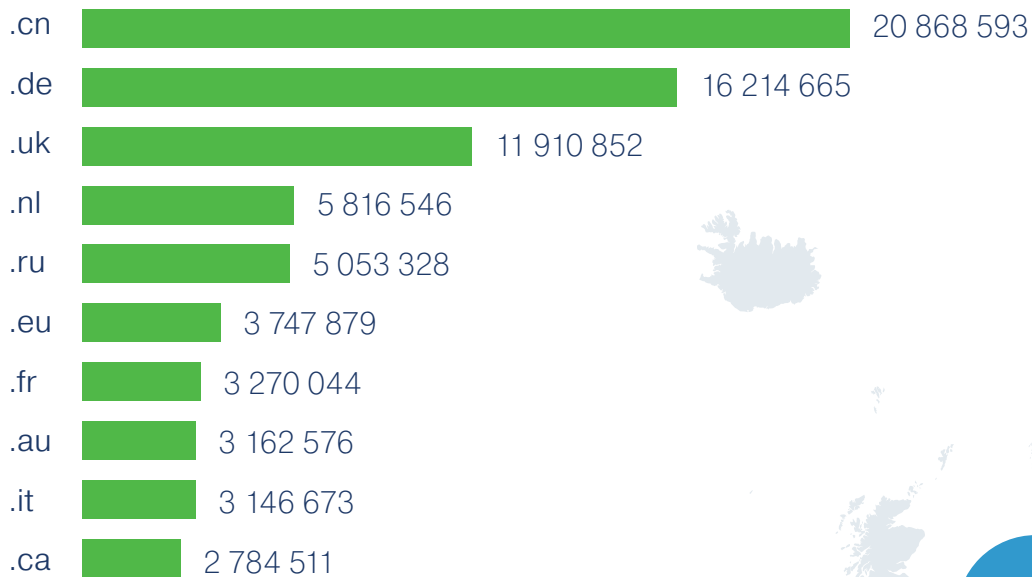
MULTI-YEAR REGISTRATIONS (MYRs)



Based on the 40 day quarantine window for deleted domain names, the renewal rate is subject to change up until 40 days after the close of the quarter.

ccTLD REGISTRATIONS

TOP 10 CENTR ccTLDs BASED ON REGISTRATIONS AS OF Q3 2018



Statistics provided courtesy of CENTR.

All data is from Q3 2018 with the exception of .cn, which is from Q3 2017.


3 747 879

THE REGISTRANTS

TOTAL NUMBER OF .eu & .eu DOMAIN NAMES BY COUNTRY OF REGISTRANT

Country	Names
Aland Island	181
Austria ⁰⁷	161 751
Belgium ⁰⁹	140 118
Bulgaria	40 138
Croatia	10 133
Cyprus	25 838
Czech Republic ⁰⁸	155 725
Denmark	33 364
Estonia	25 959
Finland	18 063
France ⁰³	336 616
French Guiana	54
Germany ⁰¹	989 432
Gibraltar	1 124
Greece	43 877
Guadeloupe	245
Hungary	45 409
Iceland	594
Ireland	33 679
Italy ⁰⁵	264 553

Country	Names
Latvia	10 081
Liechtenstein	502
Lithuania	27 252
Luxembourg	16 633
Malta	11 500
Martinique	152
Mayotte	2
Netherlands ⁰²	502 173
Norway	16 577
Poland ⁰⁶	262 560
Portugal	25 051
Reunion	317
Romania	34 304
Saint Martin	1
Slovakia	45 431
Slovenia	14 554
Spain ¹⁰	115 865
Sweden	64 967
United Kingdom ⁰⁴	273 060



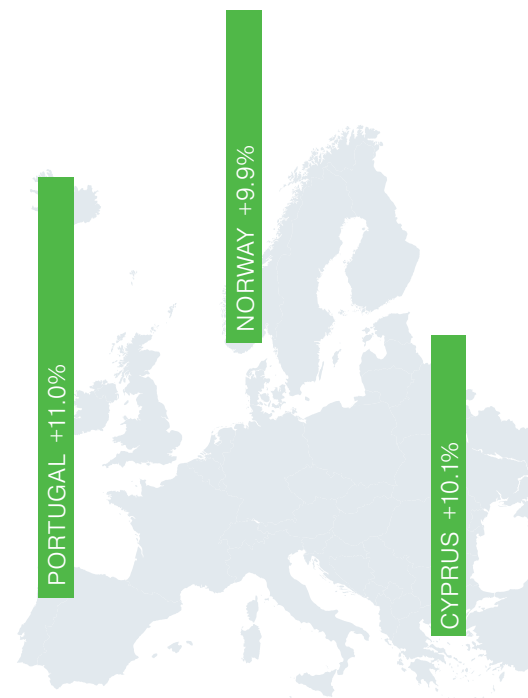
Top 10 countries with the most registrations

The table above is based on country codes. Some EU Member State territories (such as Gibraltar, the Åland Islands and Guadeloupe) have their own country codes, which is why they are included in the list.

GROWTH BY COUNTRY, QUARTER OVER QUARTER AND YEAR OVER YEAR

Country	Q3 2018 vs Q3 2017	Q3 2018 vs Q2 2018
Aland Island	-32.5%	-9.5%
Austria	-16.9%	-3.4%
Belgium	3.4%	0.9%
Bulgaria	7.4%	-6.4%
Croatia	14.7%	0.8%
Cyprus ⁰²	42.0%	10.1%
Czech Republic	0.4%	0.0%
Denmark	-3.7%	-1.3%
Estonia	13.2%	2.5%
Finland	6.1%	2.4%
France	-1.1%	-3.1%
French Guiana	8.0%	-3.6%
Germany	-3.1%	-0.5%
Gibraltar	-7.2%	-2.6%
Greece	-0.5%	0.1%
Guadeloupe	3.4%	7.0%
Hungary	1.6%	0.7%
Iceland	31.1%	-2.3%
Ireland	46.6%	2.0%
Italy	1.8%	0.7%


Country	Q3 2018 vs Q3 2017	Q3 2018 vs Q2 2018
Latvia	4.3%	-0.3%
Liechtenstein	45.9%	15.4%
Lithuania	15.6%	0.2%
Luxembourg	-3.1%	0.4%
Malta	-39.5%	4.3%
Martinique	-2.6%	6.3%
Mayotte	N/A%	0.0%
Netherlands	4.9%	-0.4%
Norway ⁰³	14.3%	9.9%
Poland	-0.9%	0.8%
Portugal ⁰¹	26.4%	11.0%
Reunion	-0.3%	5.3%
Romania	32.0%	1.0%
Saint Martin	N/A	N/A%
Slovakia	-0.1%	-0.3%
Slovenia	3.9%	2.1%
Spain	7.9%	0.5%
Sweden	-2.6%	-0.7%
United Kingdom	-10.0%	-10.3%



Top growth countries Q3 2018 vs. Q2 2018

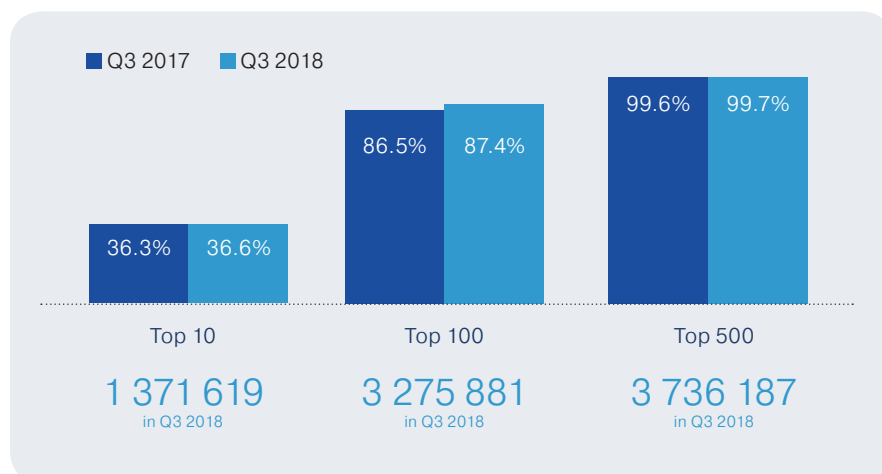
THE REGISTRARS

TOP 10 COUNTRIES BASED ON THE NUMBER OF EURid ACCREDITED REGISTRARS



MARKET SHARE OF TOP 10, TOP 100 AND TOP 500 REGISTRARS

The top 100 EURid accredited registrars manage about 87% of all registrations, which means that many registrars are small businesses. Compared to the previous year, the market share of the top 10, 100 and 500 registrars has slightly increased.



KEY FIGURES



87.4%

REGISTRATIONS
BY TOP 100
REGISTRARS IN Q3 2018



712

EURid ACCREDITED
REGISTRARS
AT THE END OF Q3 2018

...eu...eu

Powered by **EURid**

info@eurid.eu / +32 (0)2 401 27 50 / www.eurid.eu

