


Q2 2023 PROGRESS REPORT

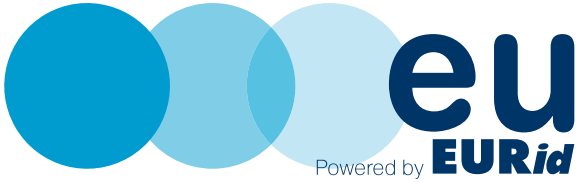
EURid

Quarterly Update

Q2



At a glance



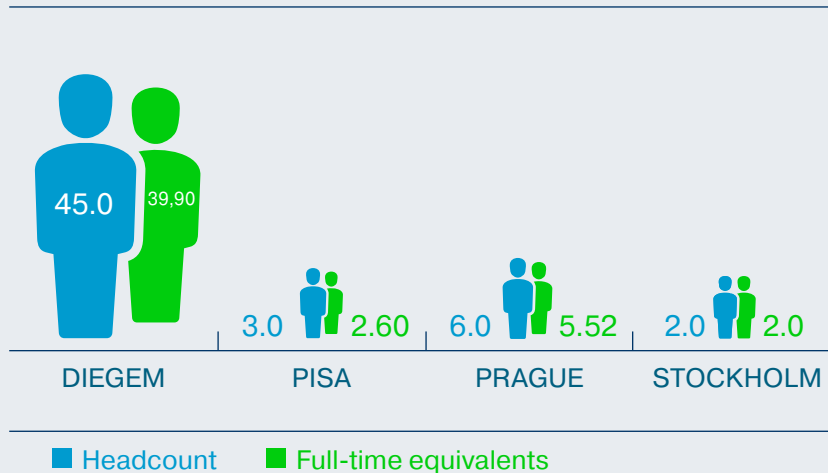
Q2 2023

179,042 new registrations were recorded in Q2 2023, contributing to a total of 3,703,406 .eu domain name registrations at the end of the quarter. Cyprus led the relative portfolio growth with 18%, followed by Portugal with 5.3% and Romania with 2.4%.

In the second quarter of 2023, EURid actively engaged in prominent industry events, including the Nordic Domain Days in Sweden, We Make Future in Italy, and EuroDIG in Finland. In addition, this period marked the launch of the 10th annual .eu Web Awards competition, the introduction of our innovative WebClass tool, and a celebration of youth art through our SAFEonLINE art competition.

HEADCOUNT PER OFFICE

56 EMPLOYEES WORKING AT EURID'S 4 OFFICES AT THE END OF Q2 2023.



KEY FIGURES



179 042

NEW DOMAIN NAME REGISTRATIONS IN Q2 2023

4.02%

New registrations compared to Q2 2022

-0.29%

Net growth in Q2 2023



TOP GROWTH COUNTRY
CYPRUS

18%

Q2 2023



25

DOMAIN NAME DISPUTES FILED IN Q2 2023

Developments Q2 2023

APRIL
2023

EURid launched the **10th annual .eu Web Awards**, presenting an exciting opportunity for participants to highlight their exceptional .eu, .euo, and .eu websites, with a €5000 online marketing prize awaiting the five category winners.

EURid celebrated the **17th anniversary of the .eu domain** name by providing an update on the 1000 trees that have been planted over the past two years and are expected to absorb approximately 234.75 metric tons of CO₂ over their lifetime.

MAY
2023

EURid unveiled **WebClass**, its latest innovation - **a machine learning solution** that automatically classifies web pages in any European language into predefined use categories.

EURid's **spring edition of .eu Illustrated** sheds light into the company's activities, innovative services, goals, and industry partnerships, showcasing how these initiatives align with the European Commission's vision for the future of the internet.

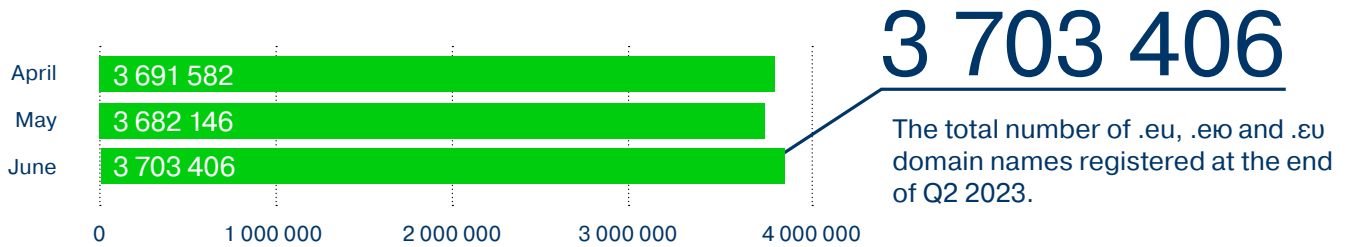
JUNE
2023

EURid's **SAFEonLINE Art Competition**, tailored for art students from secondary schools across Europe, gathered an impressive collection of 103 remarkable art pieces from 5 countries.

The **2023 IDN World Report** brings attention to the slow growth and challenges in raising awareness for IDNs, as these domains currently account for less than 1% of the estimated 360 million domains worldwide.

The .eu, .eю and .ευ TLDs

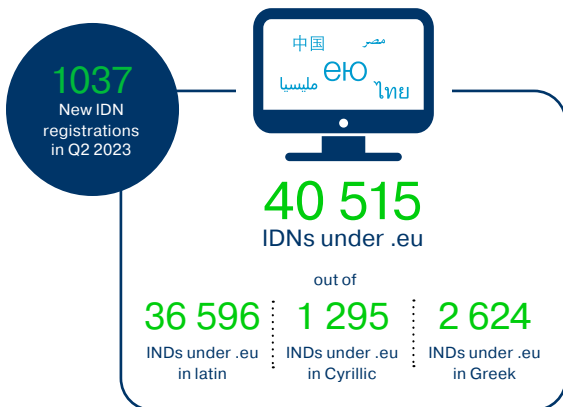
TOTAL NUMBER OF .eu, .eю AND .ευ REGISTRATIONS AT THE END OF Q2 2023



83.7%

AVERAGE RENEWAL RATE DURING Q2 2023*

INTERNATIONALISED DOMAIN NAMES (IDNS)



MULTI-YEAR REGISTRATIONS (MYRS)

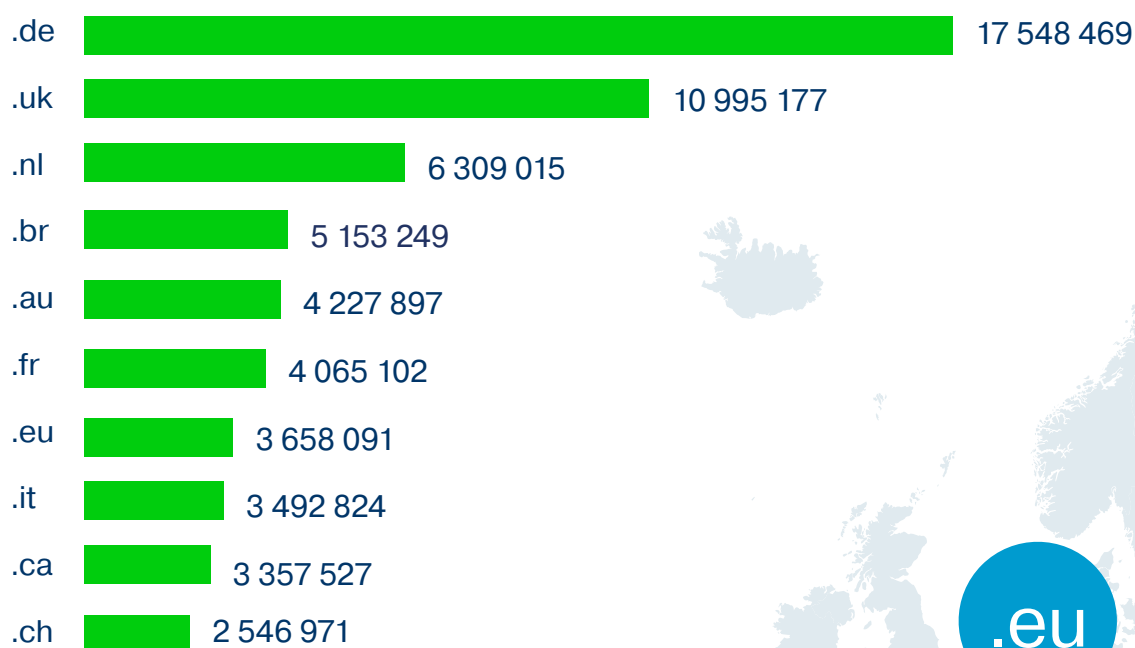


To learn more about IDNs, visit idnworldreport.eu.

* Please note, that the renewal rate is always an interim number till 40 days after the period finishes (and the reactivations from quarantine finish for that period).

cctld registrations

TOP 10 CENTR ccTLDs BASED ON REGISTRATIONS AS OF Q2 2023



CENTRstats – Databank – Registrations


.eu
3 658 091

The registrants

TOTAL NUMBER OF .eu, .eю & .eu DOMAIN NAMES BY COUNTRY OF REGISTRANT

Country	Names
Åland Island	107
Austria ⁰⁸	146 983
Belgium ⁰⁹	145 669
Bulgaria	39 860
Croatia	13 862
Cyprus	25 629
Czech Republic ⁰⁷	177 218
Denmark	35 146
Estonia	32 997
Finland	20 752
France ⁰³	304 790
French Guiana	80
Germany ⁰¹	993 768
Greece	52 615
Guadeloupe	219
Hungary	49 415
Iceland	421
Ireland	80 268
Italy ⁰⁴	268 825

Country	Names
Latvia	16 206
Liechtenstein	694
Lithuania	29 251
Luxembourg	18 618
Malta	14 364
Martinique	140
Mayotte	6
Netherlands ⁰²	458 807
Norway	25 268
Poland ⁰⁵	227 258
Portugal ⁰⁶	200 645
Reunion	277
Romania	31 823
Saint Martin	2
Slovakia	49 286
Slovenia	18 296
Spain ¹⁰	133 501
Sweden	65 820
Eligibility based on citizenship	24 459



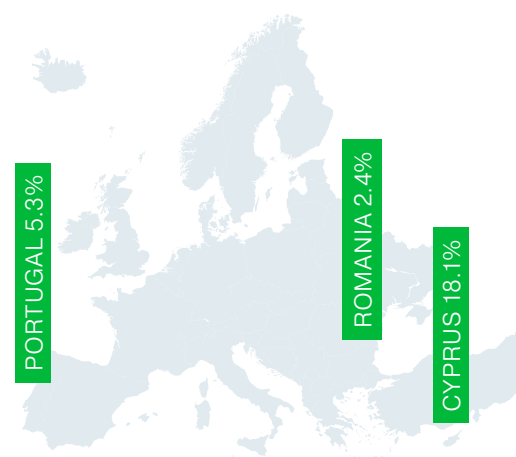
Top 10 countries with the most registrations

The table above is based on country codes. Some EU Member State territories (such as Gibraltar, the Åland Islands and Guadeloupe) have their own country codes, which is why they are included in the list.

GROWTH BY COUNTRY, QUARTER OVER QUARTER AND YEAR OVER YEAR

Country	Q2 2023 vs. Q1 2023	Q2 2023 vs. Q2 2022
Åland Island	-3.6%	-8.5%
Austria	-0.8%	-8.2%
Belgium	-0.4%	-1.9%
Bulgaria	1.1%	5.7%
Croatia	1.4%	5.9%
Cyprus ⁰¹	18.1%	37.6%
Czech Republic	0.0%	1.1%
Denmark	-0.8%	-4.2%
Estonia ⁰⁴	2.1%	5.5%
Finland	-0.6%	2.8%
France	0.0%	-0.9%
French Guiana	11.1%	53.8%
Germany	-0.1%	-2.1%
Guadeloupe	1.4%	-5.6%
Greece	-0.4%	-2.4%
Hungary	0.3%	-0.4%
Ireland	-0.3%	-2.2%
Iceland	-1.2%	-2.5%
Italy	0.0%	-2.5%


Country	Q2 2023 vs. Q1 2023	Q2 2023 vs. Q2 2022
Latvia	0.0%	-16.5%
Liechtenstein	2.1%	3.3%
Lithuania	1.1%	0.1%
Luxembourg	0.0%	9.0%
Malta	0.5%	2.1%
Martinique	6.9%	0.7%
Mayotte	0.0%	50.0%
Netherlands	-0.2%	-1.3%
Norway	-1.1%	-0.7%
Poland	-0.1%	-0.3%
Portugal ⁰²	5.3%	13.3%
Reunion	-1.8%	-4.5%
Romania ⁰³	2.4%	6.2%
Saint Martin	0.0%	-33.3%
Slovakia ⁰⁵	0.3%	2.0%
Slovenia	1.9%	6.3%
Spain	0.6%	1.1%
Sweden	-0.3%	-4.7%
Eligibility based on citizenship	-4.9%	-1.3%



Top growth countries Q1 2023 vs. Q2 2023 with over 1000 registrations

The registrars

TOP 10 COUNTRIES BASED ON THE NUMBER OF EURid ACCREDITED REGISTRARS



KEY FIGURES

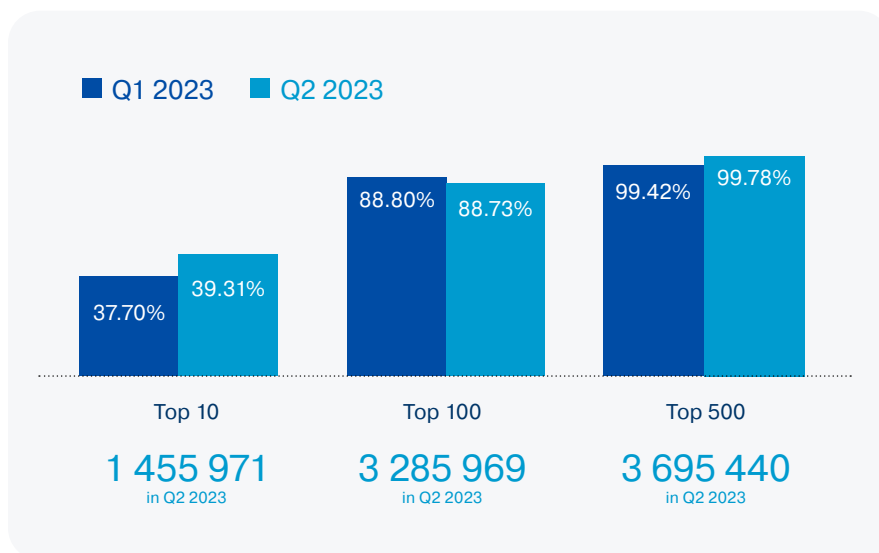


88.73 %

REGISTRATIONS BY TOP 100 REGISTRARS IN Q2 2023

MARKET SHARE OF TOP 10, TOP 100 AND TOP 500 REGISTRARS

The top 100 EURid accredited registrars manage about 88 % of all registrations, which means that many registrars are small businesses.



705

EURid ACCREDITED REGISTRARS AT THE END OF Q2 2023

...eu...eю...EU

Powered by **EURid**

info@eurid.eu / +32 (0)2 401 27 50 / www.eurid.eu

