


Q3 2019 PROGRESS REPORT

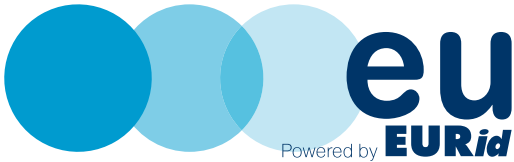
EURid

Quarterly Update

Q3



AT A GLANCE



Q3 - AT A GLANCE

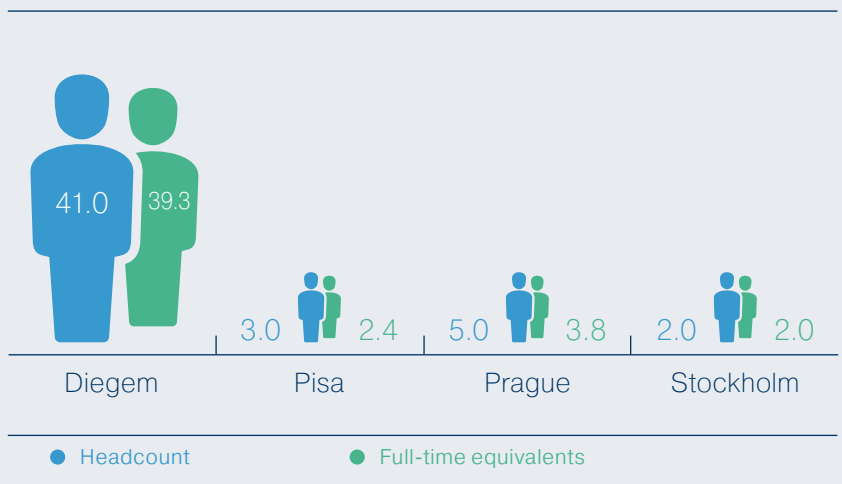
In Q3 2019, EURid revealed the 15 .eu Web Awards finalists. In this 6th iteration of the .eu Web Awards, we received 139 nominations, which tallied to 5 521 votes! We upgraded our DNS infrastructure with RcodeZero DNS, powered by nic.at, in order to guarantee the highest security standards and focused on the preparations for the forthcoming eligibility criteria change on 19 October and **.EU** (.eu in Greek) launch on 14 November.

166 984 new registrations were made in Q3 2019, contributing to the total of 3 617 530 domain registrations at the end of the quarter.

The top country for growth in the quarter was Portugal with 39.2 % growth, followed by Norway with 11.2 % and Slovenia with 2.9 %.

HEADCOUNT PER OFFICE

51 EMPLOYEES WORKING AT EURID'S 4 OFFICES AT THE END OF Q3 2019.



KEY FIGURES



166 984

NEW DOMAIN NAME REGISTRATIONS IN Q3 2019



TOP GROWTH COUNTRY PORTUGAL

+39.2%

Q3 2019 VS Q2 2019



11

DOMAIN NAME DISPUTES FILED IN Q3 2019

DEVELOPMENTS

Q3

EC issued an update on the withdrawal of the United Kingdom and EU rules for .eu domain names.

JUL 19
2019



EURid started to use RcodeZero DNS Anycast technology powered by nic.at.

AUG 07
2019



EURid revealed the 2019 .eu Web Awards finalists.

SEP 03
2019



Researchers from the University of Leuven, in collaboration with EURid, published a third paper related to the identification of malicious domain names.

SEP 11
2019



A dedicated page was published for the .eu (.eu in Greek) forthcoming launch, planned for 14 November 2019.

SEP 16
2019

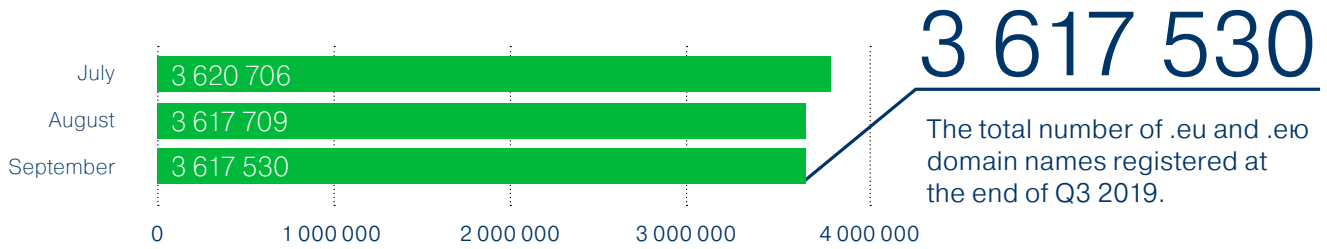
The fee for a basic .eu ADR procedure was further discounted.

SEP 26
2019



THE .eu AND .europa TLDs

TOTAL NUMBER OF .eu AND .europa REGISTRATIONS AT THE END OF THE QUARTER



78.3%

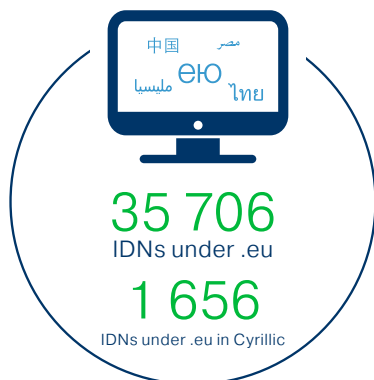
AVERAGE RENEWAL RATE DURING Q3 2019*



166 984

NEW .eu REGISTRATIONS IN Q3 2019

INTERNATIONALISED DOMAIN NAMES (IDNs)



To learn more about IDNs, visit idnworldreport.eu.

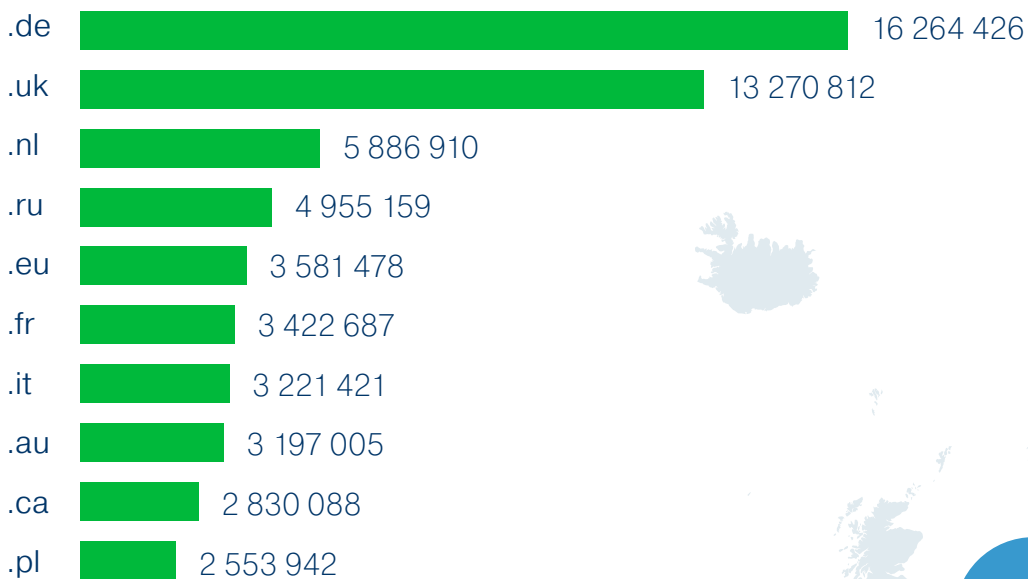
MULTI-YEAR REGISTRATIONS (MYRs)



* Based on the 40 day quarantine window for deleted domain names, the renewal rate is subject to change up until 40 days after the close of the quarter.

ccTLD REGISTRATIONS

TOP 10 CENTR ccTLDs BASED ON REGISTRATIONS AS OF Q3 2019



Statistics provided courtesy of CENTRstats.

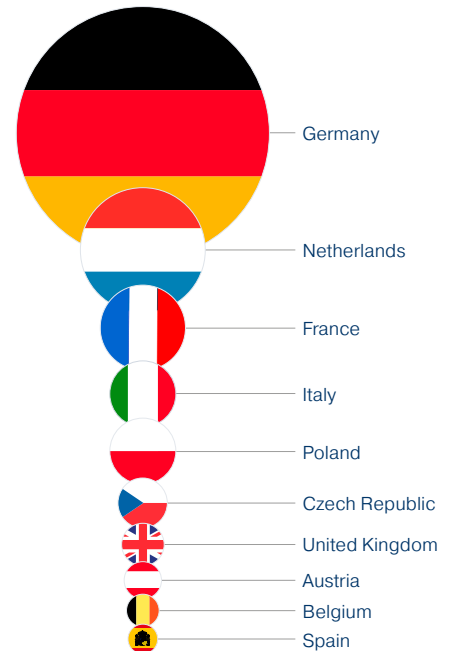
3 581 478

THE REGISTRANTS

TOTAL NUMBER OF .eu & .europa DOMAIN NAMES BY COUNTRY OF REGISTRANT

Country	Names
Aland Island	163
Austria ⁰⁸	147 476
Belgium ⁰⁹	143 170
Bulgaria	38 350
Croatia	10 669
Cyprus	28 012
Czech Republic ⁰⁶	158 860
Denmark	33 565
Estonia	27 601
Finland	19 230
France ⁰³	326 998
French Guiana	69
Germany ⁰¹	979 797
Gibraltar	573
Greece	44 738
Guadeloupe	231
Hungary	46 414
Iceland	637
Ireland	48 257
Italy ⁰⁴	262 859

Country	Names
Latvia	11 049
Liechtenstein	484
Lithuania	25 325
Luxembourg	16 651
Malta	13 490
Martinique	173
Mayotte	3
Netherlands ⁰²	466 741
Norway	24 228
Poland ⁰⁵	256 800
Portugal	51 060
Reunion	349
Romania	26 715
Saint Martin	1
Slovakia	46 297
Slovenia	16 074
Spain ¹⁰	118 799
Sweden	70 833
United Kingdom ⁰⁷	154 733



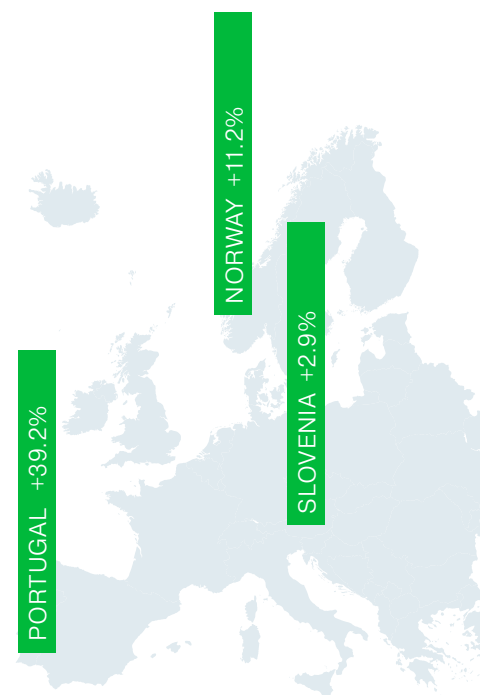
Top 10 countries with the most registrations

The table above is based on country codes. Some EU Member State territories (such as Gibraltar, the Åland Islands and Guadeloupe) have their own country codes, which is why they are included in the list.

GROWTH BY COUNTRY, QUARTER OVER QUARTER AND YEAR OVER YEAR

Country	Q3 2019 vs. Q3 2018	Q3 2019 vs. Q2 2019
Aland Island	-9.9%	3.2%
Austria	-8.8%	0.1%
Belgium	2.2%	0.1%
Bulgaria	-4.5%	1.6%
Croatia	5.3%	0.9%
Cyprus	8.4%	-3.9%
Czech Republic	2.0%	0.4%
Denmark	0.6%	-4.8%
Estonia	6.3%	0.7%
Finland	6.5%	1.4%
France	-2.9%	-0.3%
French Guiana	27.8%	-6.8%
Germany	-1.0%	0.1%
Gibraltar	-49.0%	5.1%
Greece	2.0%	-0.2%
Guadeloupe	-5.7%	-4.9%
Hungary	2.2%	0.5%
Iceland	7.2%	10.8%
Ireland	43.3%	1.0%
Italy	-0.6%	-0.1%


Country	Q3 2019 vs. Q3 2018	Q3 2019 vs. Q2 2019
Latvia	9.6%	-3.8%
Liechtenstein	-3.6%	-4.0%
Lithuania	-7.1%	0.2%
Luxembourg	0.1%	0.3%
Malta	17.3%	2.8%
Martinique	13.8%	-2.8%
Mayotte	N/A	50.0%
Netherlands	-7.1%	-1.1%
Norway ⁰²	46.2%	11.2%
Poland	-2.2%	-3.5%
Portugal ⁰¹	103.8%	39.2%
Reunion	10.1%	2.3%
Romania	-22.1%	-1.0%
Saint Martin	N/A	N/A
Slovakia	1.9%	-0.5%
Slovenia ⁰³	10.4%	2.9%
Spain	2.5%	-0.2%
Sweden	9.0%	-0.4%
United Kingdom	-43.3%	-4.7%



Top growth countries Q3 2019 vs. Q2 2019

THE REGISTRARS

TOP 10 COUNTRIES BASED ON THE NUMBER OF EURid ACCREDITED REGISTRARS



KEY FIGURES

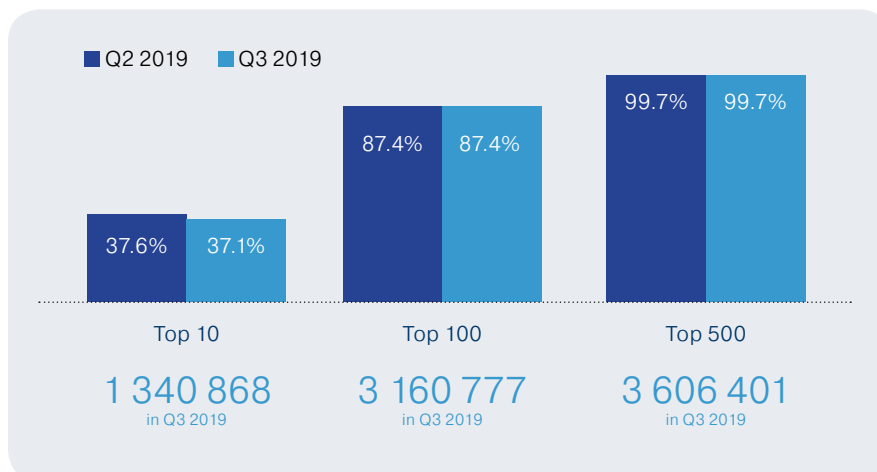


87.38%

REGISTRATIONS BY TOP 10 REGISTRARS IN Q3 2019

MARKET SHARE OF TOP 10, TOP 100 AND TOP 500 REGISTRARS

The top 100 EURid accredited registrars manage about 87% of all registrations, which means that many registrars are small businesses. Compared to the previous year, the market share of the top 10 registrars has slightly fluctuated.



715

EURid ACCREDITED REGISTRARS AT THE END OF Q3 2019

...eu...eu

Powered by **EURid**

info@eurid.eu / +32 (0)2 401 27 50 / www.eurid.eu



EMAS

Verified environmental management

REG.NO. BE-VL-00016

