

Q4 2019 PROGRESS REPORT


EURid

Quarterly Update

Q4



AT A GLANCE



Q4 - AT A GLANCE

In Q4 2019 EURid launched the updated .eu eligibility criteria. As of 19 October 2019, EU citizens based internationally became eligible to register their own .eu. On 14 November, we added a third extension to our portfolio. Alongside .eu (Latin script) and .eu (Cyrillic script), it is now possible to register domain names under .eu (Greek script). Additionally, EURid won the CENTR Registry of the Year Award and Association of the Internet Industry Award in the domain category for our APEWS system, which was launched on 4 December.

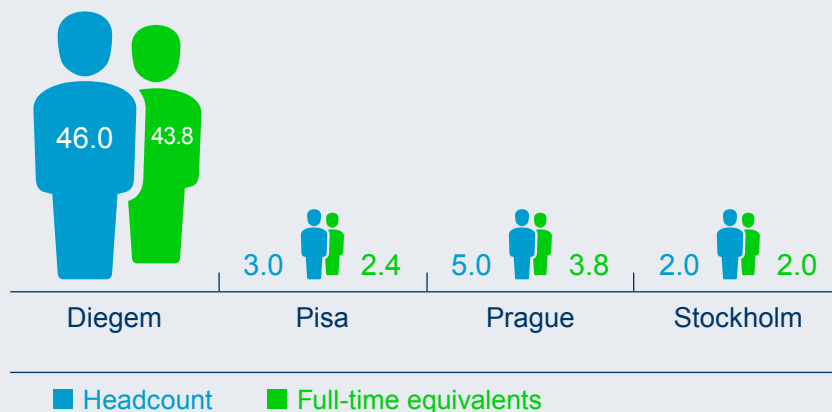
161 690 new registrations were made in Q4 2019, contributing to the total of 3 606 311 domain name registrations at the end of the quarter.

The top country for growth in the quarter was Norway with 10.9%, followed by Estonia with 6.4% and Greece with 5.1%.

This report includes an overview of the .eu website categorisation study.

HEADCOUNT PER OFFICE

56 EMPLOYEES WORKING AT EURID'S FOUR OFFICES AT THE END OF Q4 2019.



KEY FIGURES



161 690

NEW DOMAIN NAME REGISTRATIONS IN Q4 2019



TOP GROWTH COUNTRY NORWAY

+10.9%

Q4 2019 VS Q3 2019



32

DOMAIN NAME DISPUTES FILED IN Q4 2019

DEVELOPMENTS

Q4

EURid won Registry of the Year at the 2019 CENTR Awards.



The winners of the 2019 .eu Web Awards were announced at the Theatre du Vaudeville in Brussels.



OCT 01
2019

EURid participated in the Code Week initiative for the fourth year running, with ten free workshops and interactive sessions for children and teachers – all in an effort to teach them the fundamentals of coding, programming and robotics.

OCT 09
2019

EURid launched the updated eligibility criteria; striving to meet the needs of an ever-changing digital environment, the eligibility criteria for the registration of .eu domain name was extended to all EU citizens living around the world.

OCT 19
2019

EURid added a third extension to its portfolio – the .eu (.eu in Greek).

NOV 14
2019



NOV 20
2019

The 2019 IDN World Report findings were published on idnworldreport.eu and presented at the IGF Annual meeting in Berlin.

NOV 27
2019

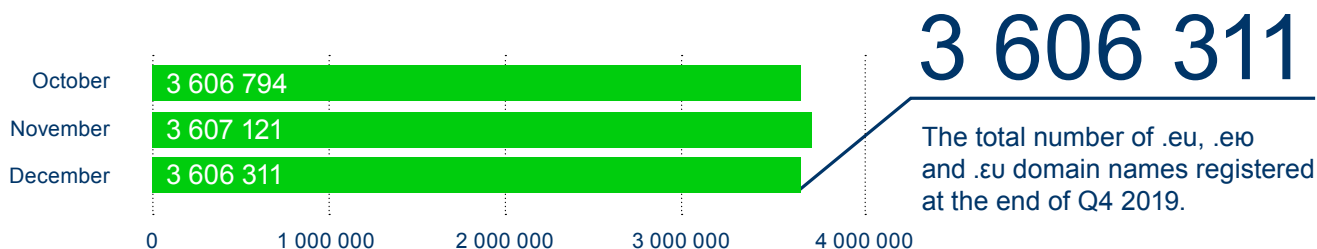
EURid launched its Abuse Prevention and Early Warning System (APEWS) in order to detect malicious registrations.


DEC 04
2019



THE .eu, .eю AND .eυ TLDs

TOTAL NUMBER OF .eu, .eю AND .eυ REGISTRATIONS AT THE END OF Q4 2019



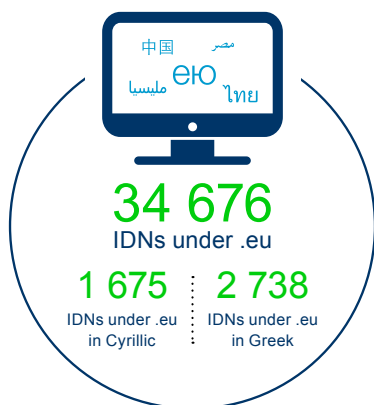


80.0%
AVERAGE RENEWAL
RATE DURING Q4 2019*



161 690
NEW .eu REGISTRATIONS
IN Q4 2019

INTERNATIONALISED DOMAIN NAMES (IDNs)



To learn more about IDNs, visit idnworldreport.eu.

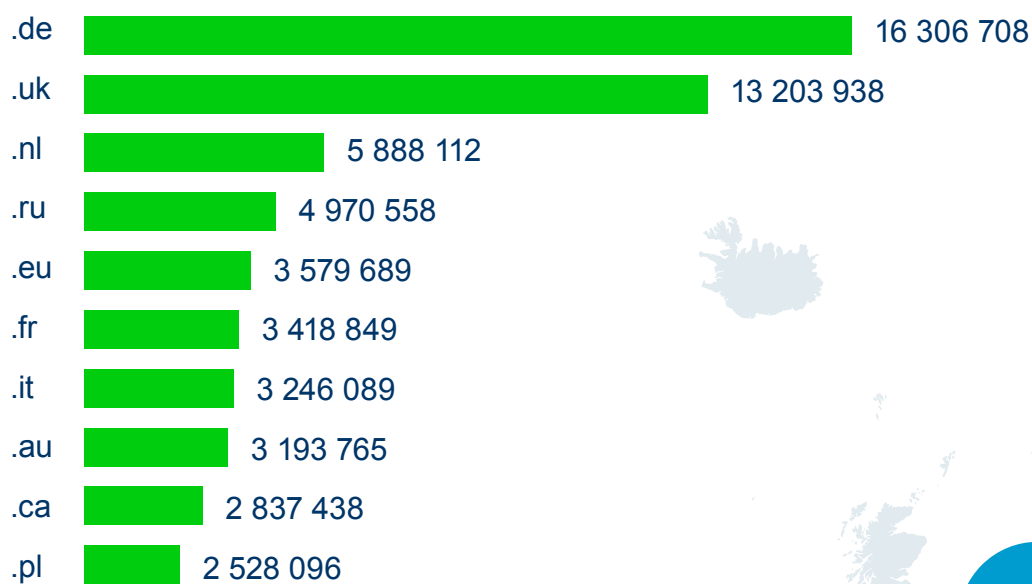
MULTI-YEAR REGISTRATIONS (MYRs)



* Based on the 40 day quarantine window for deleted domain names; the renewal rate is subject to change up until 40 days after the close of the quarter.

ccTLD REGISTRATIONS

TOP 10 CENTR ccTLDs BASED ON REGISTRATIONS AS OF Q4 2019



Statistics provided courtesy of CENTRstats.


3 579 689

THE REGISTRANTS

TOTAL NUMBER OF .eu, .eu0 & .eu DOMAIN NAMES BY COUNTRY OF REGISTRANT

Country	Names
Aland Island	157
Austria ⁰⁷	150 855
Belgium ⁰⁹	142 953
Bulgaria	33 535
Croatia	10 945
Cyprus	28 510
Czech Republic ⁰⁶	160 936
Denmark	33 743
Estonia	29 362
Finland	19 084
France ⁰³	321 673
French Guiana	69
Germany ⁰¹	978 456
Gibraltar	682
Greece	47 037
Guadeloupe	221
Hungary	46 344
Iceland	627
Ireland	50 041
Italy ⁰⁴	261 340

Country	Names
Latvia	11 046
Liechtenstein	488
Lithuania	25 636
Luxembourg	16 333
Malta	13 666
Martinique	172
Mayotte	3
Netherlands ⁰²	464 221
Norway	26 867
Poland ⁰⁵	252 736
Portugal	49 036
Reunion	337
Romania	26 324
Saint Martin	2
Slovakia	46 140
Slovenia	16 505
Spain ¹⁰	119 770
Sweden	70 087
United Kingdom ⁰⁸	150 024
Eligibility based on citizenship	352



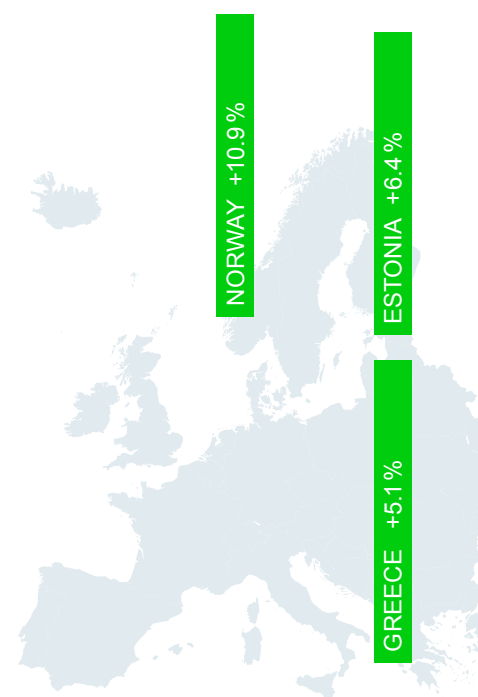
Top 10 countries with the most registrations

The table above is based on country codes. Some EU Member State territories (such as Gibraltar, the Åland Islands and Guadeloupe) have their own country codes, which is why they are included in the list.

GROWTH BY COUNTRY, QUARTER OVER QUARTER AND YEAR OVER YEAR

Country	Q4 2019 vs. Q4 2018	Q4 2019 vs. Q3 2019
Aland Island	-4.3%	-3.7%
Austria	-2.0%	2.3%
Belgium	1.1%	-0.2%
Bulgaria	-10.6%	-12.6%
Croatia	7.5%	2.6%
Cyprus	5.2%	1.8%
Czech Republic	2.6%	1.3%
Denmark	0.3%	0.5%
Estonia ⁰²	11.4%	6.4%
Finland	2.3%	-0.8%
France	-2.6%	-1.6%
French Guiana	25.5%	0.0%
Germany	-0.5%	-0.1%
Gibraltar	-38.5%	19.0%
Greece ⁰³	5.7%	5.1%
Guadeloupe	-11.6%	-4.3%
Hungary	1.1%	-0.2%
Iceland	14.2%	-1.6%
Ireland	44.0%	3.7%
Italy	-2.3%	-0.6%


Country	Q4 2019 vs. Q4 2018	Q4 2019 vs. Q3 2019
Latvia	4.8%	0.0%
Liechtenstein	5.6%	0.8%
Lithuania	-5.1%	1.2%
Luxembourg	-1.0%	-1.9%
Malta	17.8%	1.3%
Martinique	9.6%	-0.6%
Mayotte	N/A	0.0%
Netherlands	-2.2%	-0.5%
Norway ⁰¹	48.5%	10.9%
Poland	-4.8%	-1.6%
Portugal	72.9%	-4.0%
Reunion	4.7%	-3.4%
Romania	-24.7%	-1.5%
Saint Martin	N/A	N/A
Slovakia	1.9%	-0.3%
Slovenia	10.5%	2.7%
Spain	2.4%	0.8%
Sweden	9.4%	-1.1%
United Kingdom	-37.7%	-3.0%



Top countries for growth Q4 2019 vs. Q3 2019

THE REGISTRARS

TOP 10 COUNTRIES BASED ON THE NUMBER OF EURid ACCREDITED REGISTRARS



KEY FIGURES

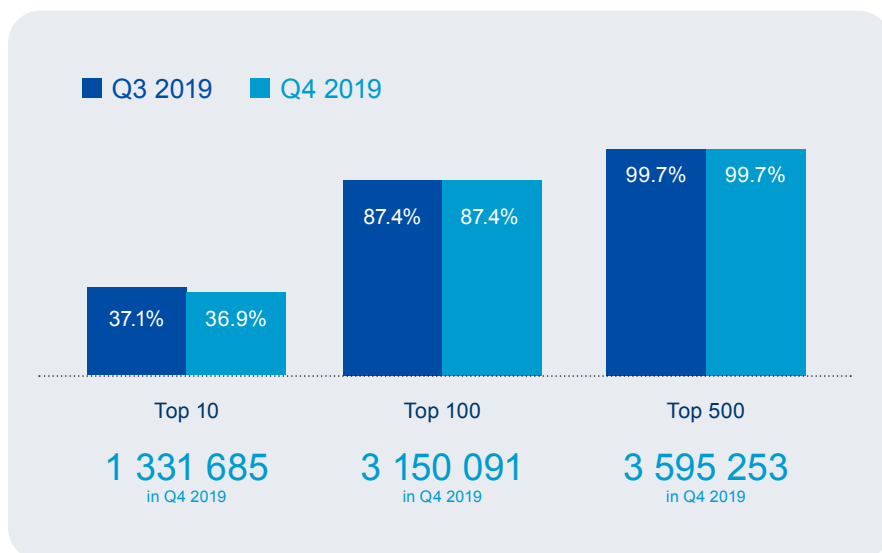


87.35 %

REGISTRATIONS
BY TOP 100
REGISTRARS IN Q4 2019

MARKET SHARE OF TOP 10, TOP 100 AND TOP 500 REGISTRARS

The top 100 EURid accredited registrars manage about 87 % of all registrations, which means that many registrars are small businesses.



715

EURid ACCREDITED
REGISTRARS
AT THE END OF Q4 2019

USE OF THE .eu DOMAIN NAME

.eu WEBSITE CATEGORISATION

In H2 2019 EURid developed an internal study to find out how people and businesses are using their .eu domain names. From a random sample of 100 000 domain names, the research team found that more than 70% of domains had active web services. Of those, more than 50% had user generated content – sites with multiple pages, and content clearly created by the user.

More than 20 European languages were found in the data sample, with English, German and Dutch among the most popular languages for web content. The research team also categorised the high-quality content by industry and found that four industry groups represented nearly half of the websites in the data sample: manufacturing, trade, publishing and information technology.

Next steps will be to refine the machine learning training data sets to automatically classify web pages in languages other than English.

DOMAIN NAMES WITH ACTIVE WEB SERVICES

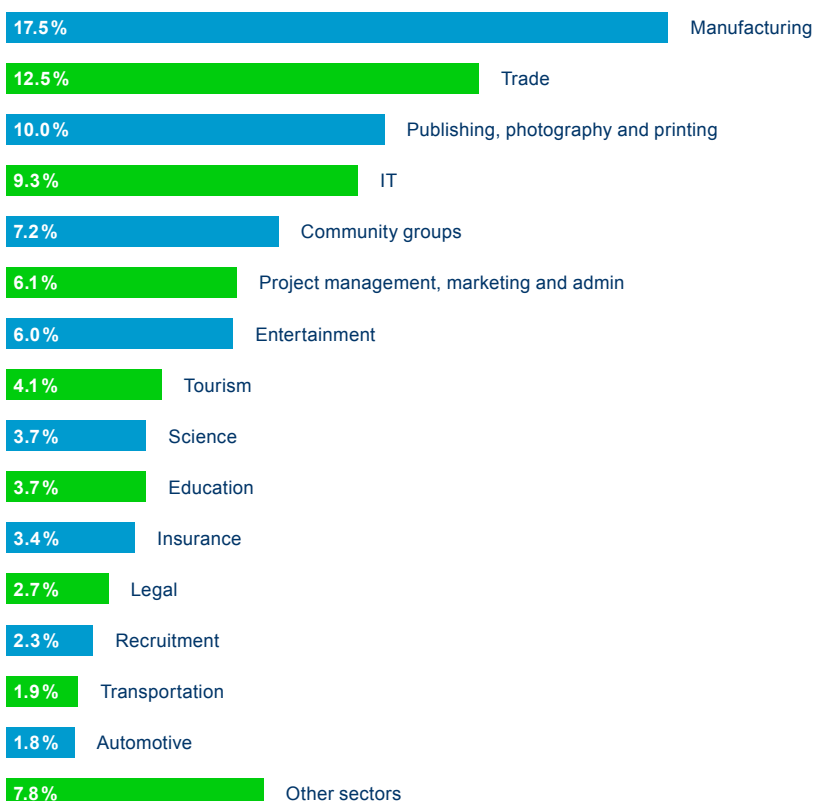


71.1%


WELL-CONFIGURED WEB SERVER – WEBSITE WITH AT LEAST ONE HTML PAGE

13.9% ERRORS OR NETWORK ISSUES
15.0% NO NAME SERVER

CATEGORISED BY SECTOR



LANGUAGE DISTRIBUTION



Not Identified: 11.5%

...eu...eЮ...ΕU

Powered by **EURid**

info@eurid.eu / +32 (0)2 401 27 50 / www.eurid.eu

