

EURid's Quarterly update

2015 Q4 PROGRESS REPORT

Q4

.eu
Your European Identity



Table of contents



➤ At a glance.....	3
➤ Highlights.....	4
➤ EURid.eu	5
➤ The .eu domain.....	6
➤ The registrants.....	9
➤ The registrars	12

At a glance

General Management



“The total number of .eu registrations increased in 25 countries during Q4 2015.”

Marc Van Wesemael,
General Manager at EURid

“By the end of Q4 2015, .eu domain name registrations increased in 25 countries. The .eu domain became especially popular in Iceland, Croatia and Luxembourg. We are also very proud of the great progress of our Whois Quality Plan and of the success of the second edition of the Web Awards.”

Environmental

“Our objective is to incorporate principles of sustainability into as many business decisions and activities as possible.”

After having received confirmation of the renewal of its EMAS registration and approval for its Environmental Statement for the period 2015-2017 in Q3 2015, EURid decided to further support the environmental cause to a Naturefund and their partner Fapas' project that has the goal to protect some families of Iberian wolf living in Teverga, in the Spanish Region of Asturias.

International

EURid attended **5 events** and gave **5 presentations** during Q4 2015. EURid launched the 2015 World Report on IDN Deployment during the 7th European Innovation Summit in Brussels in December.



218 046
NEW .eu REGISTRATIONS
in Q4 2015

TOP GROWTH COUNTRY
LIECHTENSTEIN



+22.7%
Q4 2015 vs Q3 2015



77%
RENEWAL RATE

The renewal rate during Q4 was 77%. The average renewal rate over the past nine years was 80%.

Highlights

2015 Q4 developments

The .eu top-level domain (TLD) and its registry EURid saw a variety of developments during the last quarter of 2015. Highlights include the following items.



EURid @ ICANN54 Dublin

With a very special booth EURid staff participated in the last ICANN meeting of 2015.



EURid annual registrar dinner rocks Dublin

With over 80 attendees at the 15th century Luttrellstown Castle and the live performance of the UK band The Feeling, the EURid registrar dinner was one of the most successful events @ICANN54 in Dublin.

OCTOBER

EURid confirms its green touch for the next three years

The 2015-2017 Environmental Policy within the EMAS scheme has the aim to continue and further develop the efforts made so far.



EuroDIG 2016 in the heart of Europe

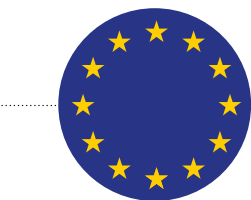
EURid announced its hosting of the European Dialogue on Internet Governance (EuroDIG) in cooperation with the European Commission in June 2016.

NOVEMBER



eu Web Awards triumph once more

The .eu Awards ceremony took place in Brussels where 130 guests enjoyed the performance of Ms Susan Boyle and the attendance of Flavia Pennetta to celebrate the European online extension.



.eu and EURid well coping with DNS environment' challenges

The EC 2015 report to the European Parliament and the Council on the implementation, functioning and effectiveness of the .eu Top-Level Domain was published. It concludes "The .eu TLD and its Registry have shown that they are able to cope very well with the challenges to date."


Delegation of the .eu in Cyrillic

The IDN ccTLD Fast Track process for EURid's application to ICANN for the string 'eio (xn--e1a4c)' was successfully completed.

DECEMBER

Launch of the 2015 IDN World Report

During the 7th EIS Conference held at the European Parliament in Brussels EURid hosted a workshop to present the 2015 EURid-UNESCO World Report on IDN Deployment.



Good service is at the heart of everything we do

About

EURid is the **not-for-profit organisation appointed by the European Commission to operate the .eu top-level domain**. The first initiative to establish .eu as a European top-level domain (TLD) was taken in 1999 by the European Council. Subsequently, EURid was appointed in May 2003 as the operator of the .eu registry for the first time. Following a call for expression of interest published in 2013, EURid was re-appointed as the .eu registry manager on 11 April 2014. The new service contract was signed in October 2014. The .eu TLD was added to the root zone of the Internet Domain Name System in May 2005. Technically speaking, .eu has been in existence since then.

Between 7 December 2005 and 6 April 2006, the .eu registry accepted applications for domain names on a limited basis. Only those individuals and organisations holding legal protection for a name within a Member State of the European Union were eligible to apply during that time. This stage of phased registration is referred to as the Sunrise Period.

On 7 April 2006, EURid opened the .eu TLD for general registration on a strictly first-come, first-served basis.

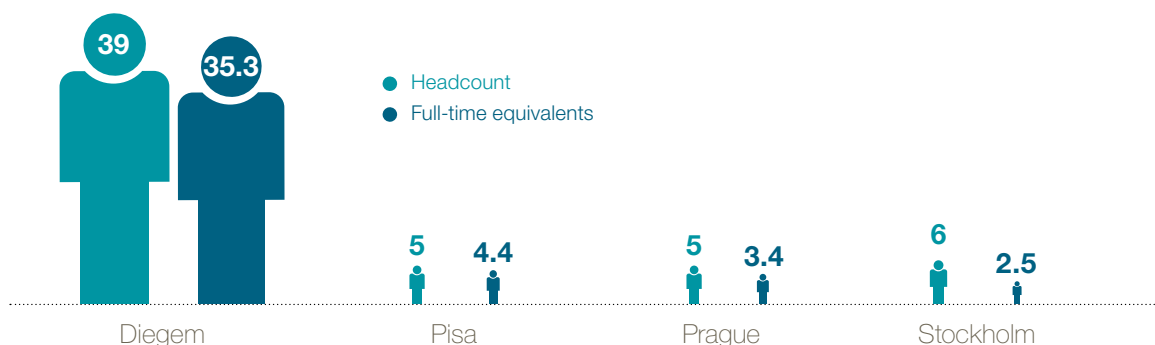


Human Resources

EURid's head office, which is also the regional office for Western Europe, is located just outside Brussels in Diegem, Belgium. There are three other regional offices located in Pisa, Italy; Prague, the Czech Republic; and Stockholm, Sweden. **Each office provides support for registrars and the general public in languages local to its region.**

In terms of human resources, there were a total of **55 employees working at EURid's four offices** at the end of Q4 2015.

Headcount per office, Q4 2015



The .eu domain



Total registrations

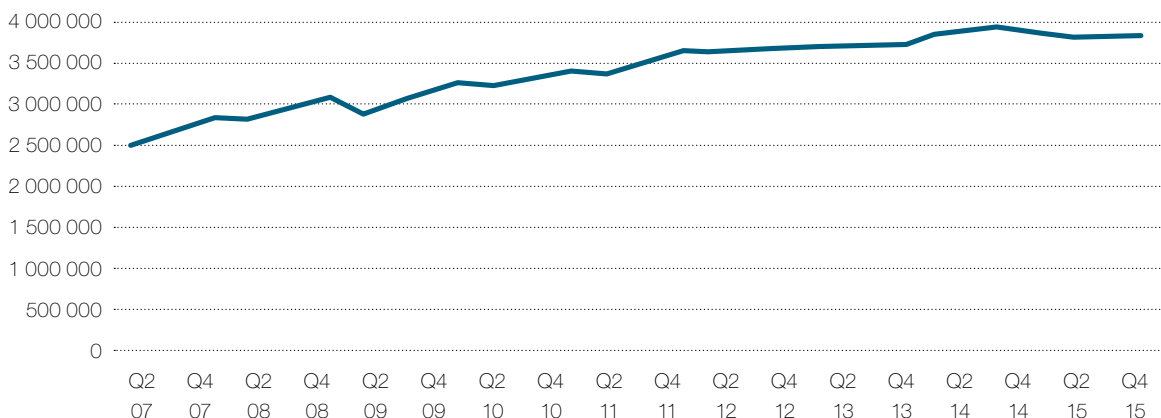
During Q4 2015, the number of .eu registrations increased by 7 937 domain names, a net increase of 0.2%, to 3.87 million. The total number of .eu domain name registered at the end of Q4 represented a decrease of 1.2%, or 44 939 registrations, when compared with the total number at the end of Q4 2014. The decrease is also due to the massive deletions of domain names following EURid's continuous efforts to clean its WHOIS database in the framework of the WHOIS Quality Plan.

By the end of the quarter there were a total of **734 .eu accredited registrars**, the top ten

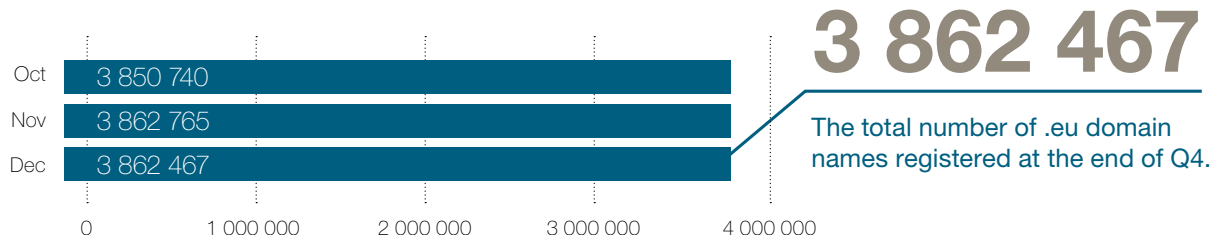
registrars accounted for 37.8% of all .eu registrations. During the fourth quarter, the total number of .eu registrations increased in 25 countries. **Liechtenstein, Iceland, Croatia, Luxembourg and Norway all saw growth of more than 4%.**

The national ccTLD market in EU countries^[1] increased by 0.7% during Q4 2015, and grew by 2.6% from Q4 2014. Within the EU, the market for gTLD domain names such as .com, .net, .org, .info and .biz grew by 3.4% during Q4 2015 and by 7.1% from Q4 2014, according to statistics from Zooknic.

Total .eu domain name registrations by quarter



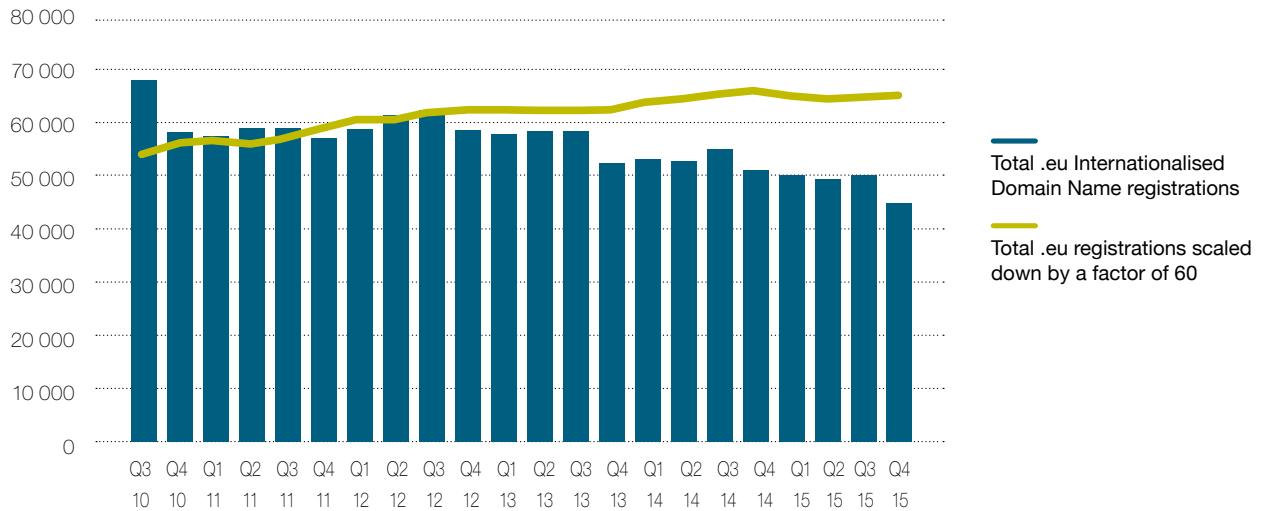
Total .eu registrations by month, 2015



^[1]Data from national registry websites was not available for Bulgaria, Cyprus and Malta.



Total .eu Internationalised Domain Name registrations by quarter

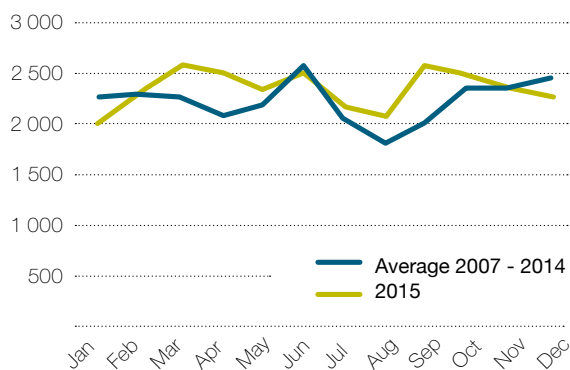


New registrations, deletions and renewals

There were 218 046 new .eu registrations in Q4 2015. The number of new registrations was the same as during the same months in previous years.

During Q4 2015, there were 204 766 deletions. A domain name headed for deletion is quarantined for 40 days after the date specified in the deletion request. It can be reactivated during that period only at the request of the former registrant.

New .eu registrations per day



The number of new registrations per day was the same as during the same months in previous years.

The quarantine period is a safeguard to prevent domain names from being deleted by mistake. The deleted name becomes available for general registration after the quarantine period.

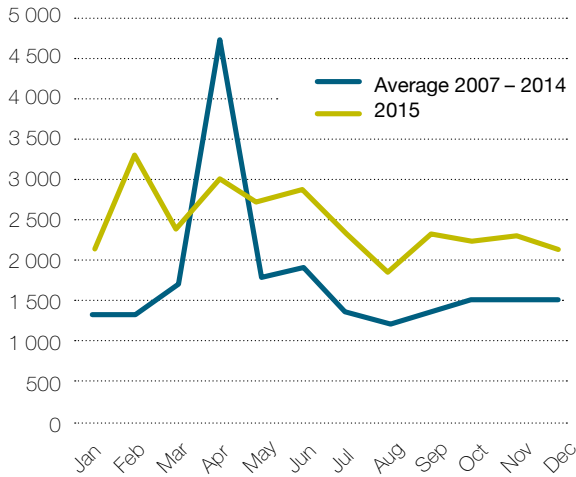
When combined, the new registrations and deletions for Q4 showed a net increase of about 100 names per day. The renewal rate during Q4 was 77%.



218 046
NEW .eu
REGISTRATIONS
 in Q4 2015

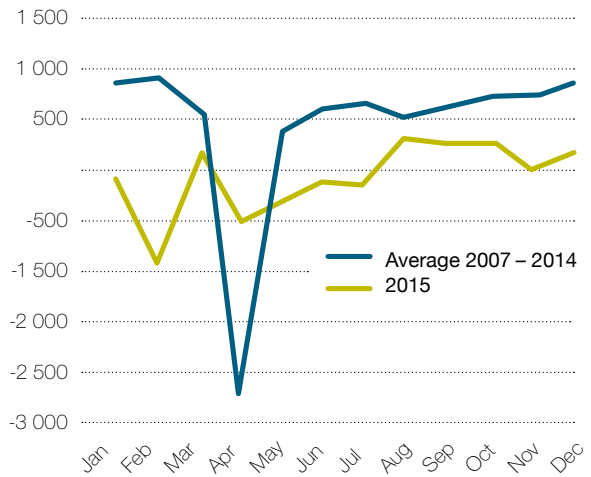


Deletions per day



The month of April sees a spike in deletions each year, as many domain names come up for renewal then. April is the month the .eu domain was officially launched. Over time the deletions have become more evenly spread out over the year.

Net growth per day



As stated above, Q4 saw a net increase of about 100 names per day.

Renewal rates by month

	2015	2014	2013	2012	2011	2010	2009	2008	2007
Jan	77%	79%	79%	79%	75%	77%	78%	79%	100%
Feb	70%	79%	80%	81%	78%	79%	79%	80%	100%
Mar	77%	82%	77%	81%	78%	80%	70%	86%	99%
Apr	85%	88%	87%	85%	83%	85%	84%	82%	78%
May	75%	81%	78%	81%	80%	77%	77%	81%	79%
Jun	77%	81%	79%	83%	81%	79%	67%	78%	84%
Jul	75%	81%	77%	81%	82%	77%	79%	82%	82%
Aug	77%	82%	80%	80%	81%	75%	80%	81%	79%
Sep	78%	82%	77%	79%	81%	78%	78%	82%	82%
Oct	77%	79%	77%	77%	78%	78%	77%	81%	81%
Nov	77%	79%	79%	77%	77%	77%	78%	78%	81%
Dec	76%	78%	74%	75%	77%	73%	77%	79%	82%
Annual average	77.7%	81.6%	79.5%	80.5%	80.1%	79.4%	78.6%	81.1%	79.3%



77%
RENEWAL RATE

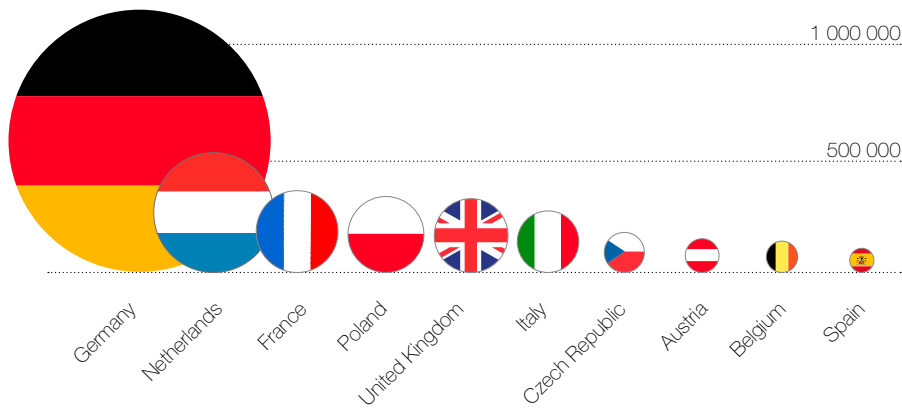
The renewal rate during Q4 was 77%. The average renewal rate over the past nine years was 80%.

The registrants



The countries in the top ten list account for 87.5% of all .eu registrations. **German residents have by far the most .eu domain name registrations**, followed by residents of the Netherlands and France.

Top ten countries with the most .eu registrations



The .eu domain name registrations TOP 3 COUNTRIES



Germany



The Netherlands



France

Total number of .eu domain names by country of registrant, Q4 2015

Country	Names	Country	Names
Aland Island	558	Italy	262 256
Austria	147 247	Latvia	8 450
Belgium	132 989	Liechtenstein	207
Bulgaria	26 593	Lithuania	22 388
Croatia	7 024	Luxembourg	14 563
Cyprus	20 875	Malta	16 452
Czech Republic	159 752	Martinique	183
Denmark	36 136	Netherlands	495 571
Estonia	20 338	Norway	13 353
Finland	16 155	Poland	320 667
France	336 972	Portugal	14 798
French Guiana	108	Reunion	452
Germany	1 073 080	Romania	28 005
Gibraltar	1 463	Slovakia	43 825
Greece	52 255	Slovenia	13 197
Guadeloupe	378	Spain	104 425
Hungary	44 384	Sweden	71 206
Iceland	751	United Kingdom	311 419
Ireland	34 323		



Popularity of .eu in comparison to ccTLD registrations

Country	.eu/1000	cctld/1000	Country	.eu/1000	cctld/1000
Malta	38.8	n/a	Slovenia	6.5	57.3
Netherlands	29.4	331.6	Denmark	6.4	232.2
Luxembourg	27.1	154.7	France	5.2	44.3
Cyprus	24.2	n/a	United Kingdom	4.7	165.4
Austria	17.2	147.7	Greece	4.7	40.0
Estonia	15.7	80.0	Hungary	4.5	68.7
Czech Republic	15.7	117.0	Italy	4.4	47.2
Germany	13.1	197.5	Latvia	4.4	58.0
Belgium	11.6	136.4	Bulgaria	3.8	n/a
Poland	8.2	70.7	Finland	3.0	69.5
Slovakia	8.2	61.7	Norway	2.7	131.9
Lithuania	7.8	59.6	Iceland	2.6	170.4
EU	7.6	107.3	Spain	2.3	38.7
Ireland	7.5	45.8	Croatia	1.8	21.7
Sweden	7.4	143.5	Portugal	1.5	75.4
Liechtenstein	6.9	1709.0	Romania	1.4	42.5

The figures above show the number of domain names per 1 000 inhabitants at the end of Q4 2015. They are based on population data from Eurostat and ccTLD information from national registries.

Growth by country, quarter over quarter and year over year

Country	Q4 2015 vs Q3 2015	Q4 2015 vs Q4 2014	Country	Q4 2015 vs Q3 2015	Q4 2015 vs Q4 2014
Austria	0.4%	-3.3%	Latvia	2.6%	6.0%
Belgium	-1.5%	-2.3%	Liechtenstein	22.7%	135.2%
Bulgaria	1.8%	7.3%	Lithuania	1.1%	-4.5%
Croatia	7.1%	28.7%	Luxembourg	4.6%	-1.3%
Cyprus	-1.7%	31.1%	Malta	1.4%	6.2%
Czech Republic	3.6%	5.0%	Netherlands	0.3%	-1.5%
Denmark	0.9%	-12.5%	Norway	4.5%	48.0%
Estonia	1.5%	5.1%	Poland	-2.6%	17.4%
Finland	1.6%	-8.4%	Portugal	3.5%	2.0%
France	1.8%	-3.7%	Romania	1.8%	1.3%
Germany	-0.6%	-6.1%	Slovakia	1.3%	-2.4%
Greece	-2.7%	-5.0%	Slovenia	0.9%	3.5%
Hungary	0.0%	-1.0%	Spain	1.6%	1.1%
Iceland	14.5%	216.2%	Sweden	0.2%	-1.1%
Ireland	0.4%	5.7%	United Kingdom	1.6%	3.5%
Italy	2.5%	8.3%			

By the end of Q4 2015, .eu domain name registrations had increased in 25 countries. As shown above, the .eu domain became especially popular in Liechtenstein, Iceland and Croatia.

TOP GROWTH COUNTRIES

Q4 2015 VS Q3 2015



+22.7%
Liechtenstein



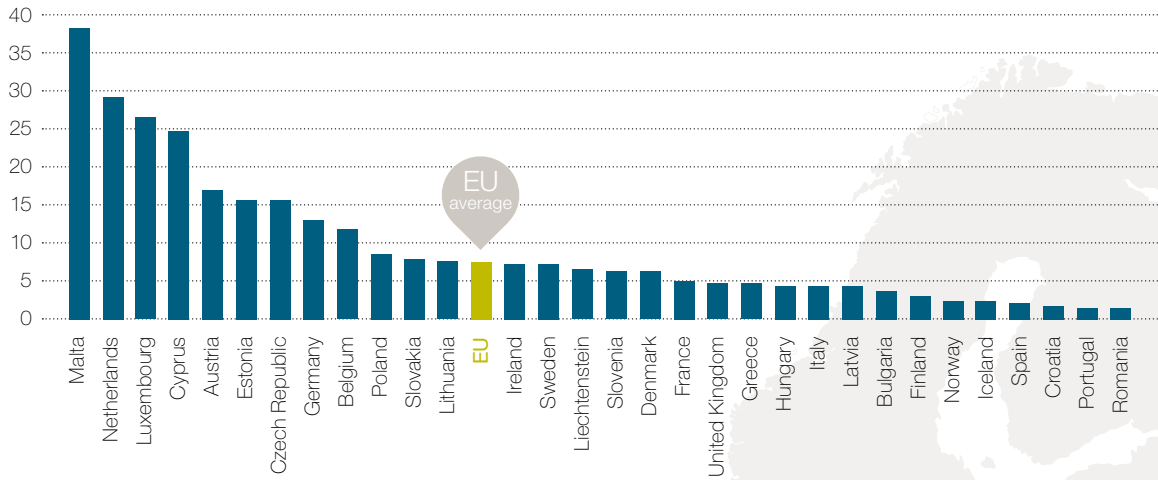
+14.5%
Iceland



+7.1%
Croatia

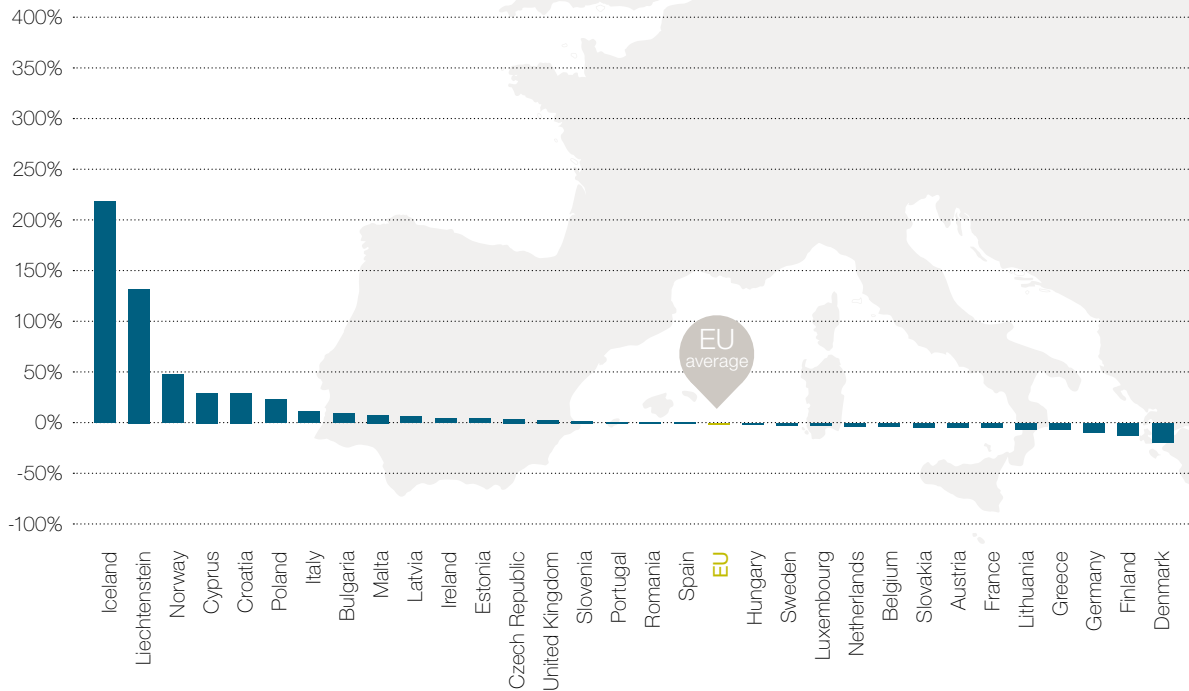


.eu domain names per 1 000 inhabitants, Q4 2015



The number of .eu registrations per 1 000 inhabitants varies from a high around 40 in Malta to around 1 in Romania. In general, countries with a large number of ccTLDs per inhabitant also have a large number of .eu registrations per inhabitant.

Growth by country, Q4 2015 compared with Q4 2014



The countries with the fastest relative growth year over year were Iceland (216%), Liechtenstein (135%) and Norway (48%).

The registrars



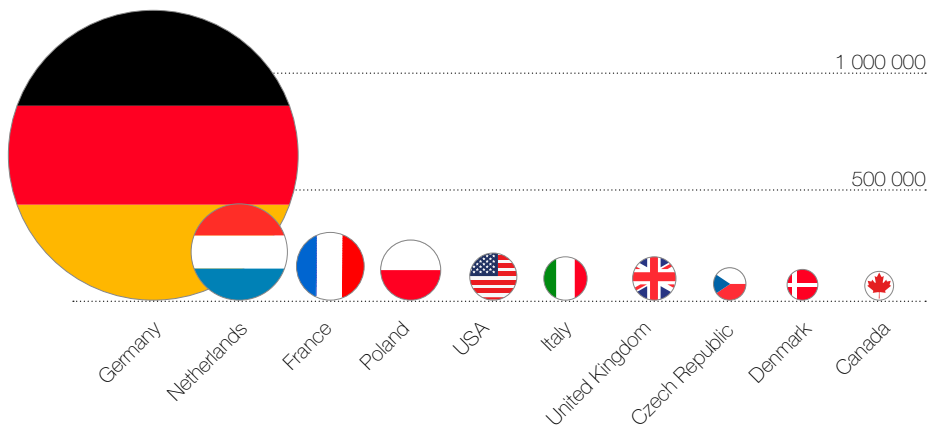
.eu registrars can be located outside the EU. **Categorising registrations by country of registrar shows many similarities with the categorisation by country of registrant** (see previous table Top ten countries with most .eu registrations, page 9).

The main difference is that the USA, Denmark and Canada are on the top ten list based on country of registrar but not based on country of registrant, while the opposite holds true for Belgium, Austria and Spain. **In Q4 2015, the countries in the top ten list of registrations based on country of registrar accounted for 86.2% of all .eu registrations.**




86.2%
REGISTRATIONS
by top ten
registrar countries
in Q4 2015

Top ten countries based on registrations by country of registrar



734
.eu ACCREDITED REGISTRARS
by the end of Q4 2015

Top ten countries by number of .eu registrars



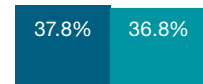


.eu registrations by country of registrar, Q4 2015

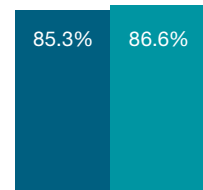
Country	Names managed	Number registrars	Country	Names managed	Number registrars
Anguilla	144	1	Japan	270	2
Australia	14 762	7	Korea	663	4
Austria	56 260	53	Latvia	1 142	2
Bahamas		1	Lithuania	18 281	4
Barbados	149	1	Luxembourg	33 152	3
Belgium	63 400	48	Malaysia	94	1
Bulgaria	272	2	Malta	85	1
Canada	80 648	23	Monaco	8 597	1
Cayman Islands		1	Netherlands	430 666	86
China	1 007	5	Norway	14 628	4
Croatia	2 829	4	Poland	264 408	20
Cyprus	11 656	2	Portugal	2 367	6
Czech Republic	153 904	15	Romania	11 176	12
Denmark	144 119	12	Russia	63	1
Estonia	12 527	3	Seychelles	58 654	1
Finland	4 595	7	Singapore	559	1
France	297 698	36	Slovakia	25 236	11
Germany	1 253 162	88	Slovenia	2 840	2
Greece	45 425	15	Spain	45 736	25
Hong Kong	16	1	Sweden	51 428	25
Hungary	26 428	25	Switzerland	9 705	3
Ireland	8 870	6	Taiwan	136	1
Israel	610	3	United Kingdom	229 500	33
Italy	231 089	70	USA	238 048	56

An .eu accredited registrar managed an average of 5 255 .eu domain names during Q4.

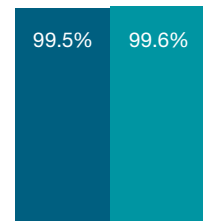
MARKET SHARE of top 10, top 100 and top 500 registrars



Top 10



Top 100



Top 500

■ Q4 2014 ■ Q4 2015

The top 100 .eu accredited registrars manage about 87% of all registrations which means that many registrars are small businesses. Compared with the previous year, the market share of the top 100 and 500 registrars has increased while the market share of the top 10 has decreased.

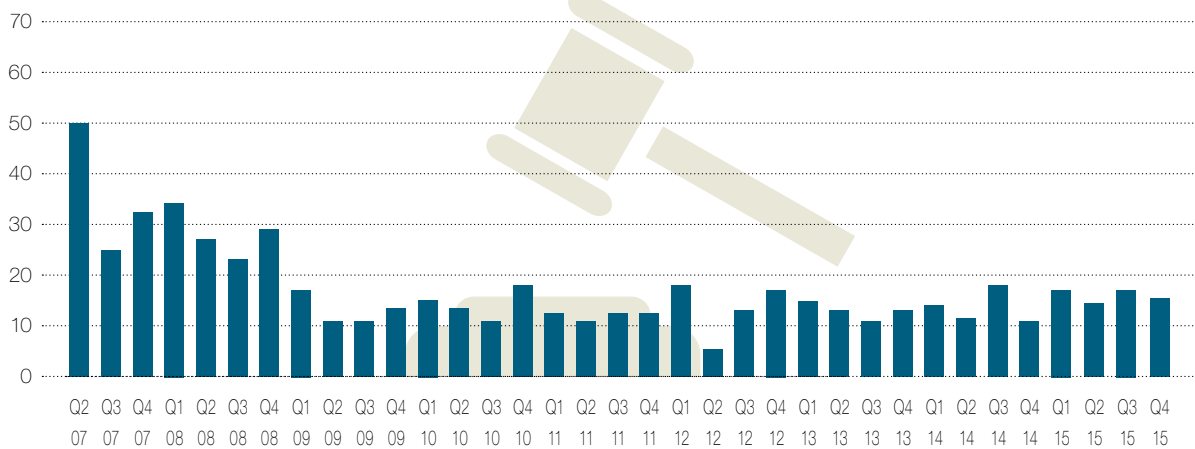


Domain name disputes

To protect intellectual property rights, an Alternative Dispute Resolution (ADR) policy was established for .eu domain name disputes. This policy is described in more detail in EC Regulation 874/2004. The dispute resolution procedure is administered by the Czech Arbitration Court, an independent body offering its services in 23 EU languages. **The ADR process for .eu disputes is similar to the dispute processes offered by most major top-level domain registries.**

On 27 June 2012, the Czech Arbitration Court (CAC) and .eu registry EURid announced a special fee reduction to make the .eu Alternative Dispute Resolution (ADR) process even more accessible to the European public. The cost of a basic proceeding was cut by 50%. The reduction was continued for the fourth year in a row in January 2015. This move comes in response to recommendations made as a result of an external audit of the .eu ADR service prepared for EURid.

Domain name disputes filed by quarter



A total of 14 alternative dispute resolution cases were filed during Q4 2015 compared with 11 during Q4 2014. The Czech Arbitration Court published eight .eu ADR decisions during Q4 seven of which resulted in the domain name being transferred to the complainant.



info@eurid.eu

EURid
Woluwelaan 150 1831 Diegem – Belgium
+32 (0) 2 401 2750

