


Q4 2022 PROGRESS REPORT

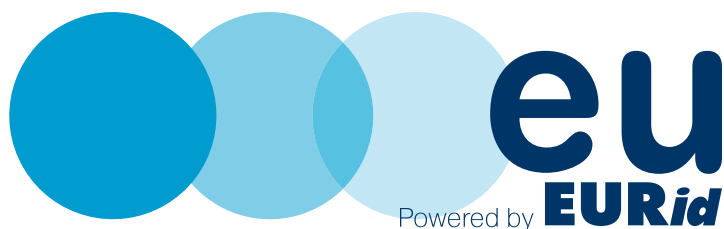
**EURid**

# Quarterly Update

Q4



# At a glance



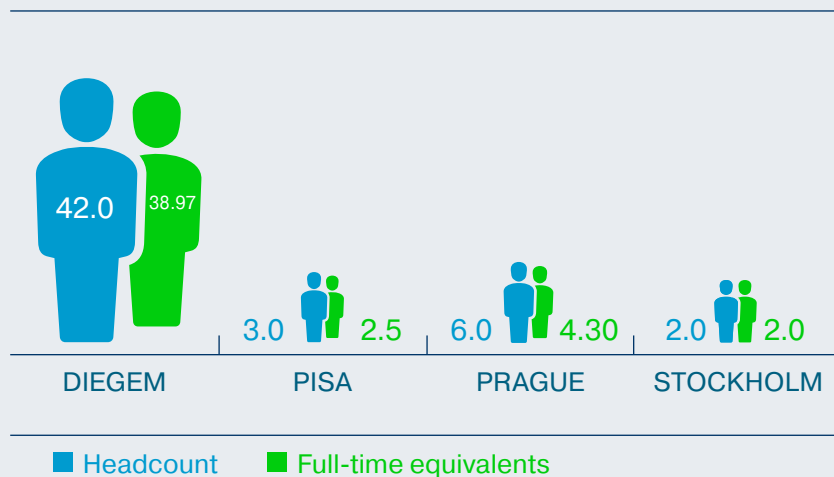
## Q4 2022

In Q4 2022, 186 117 new registrations were recorded, contributing to a total of 3 702 264 .eu domain names at the end of the quarter. Leading the growth in registrations were Luxembourg (15.9%), Bulgaria (1.6%) and the Czech Republic (1.2%).

In the fourth quarter, EURid participated in codeweek.eu initiatives in four countries, gave a cyber-security course at Pisa University, held its first ever .eu day with .eu Academy Masterclasses and announced the winners of the 2022 .eu Web Awards on 17 November in Mechelen, Belgium.

## HEADCOUNT PER OFFICE

53 EMPLOYEES WORKING AT EURID'S 4 OFFICES AT THE END OF Q4 2022.



## KEY FIGURES



# 186 117

NEW DOMAIN NAME REGISTRATIONS IN Q4 2022



TOP GROWTH COUNTRY  
LUXEMBOURG

# 15.9%

Q4 2022



# 20

DOMAIN NAME DISPUTES FILED IN Q4 2022

# Developments Q4 2022

EURid gave **courses at Sant'Anna School of Advanced Studies in Pisa** on key principals of Internet governance, the strategic importance of domain names and IP addresses and cybersecurity

OCT  
2022

For the seventh year, **EURid organised several workshops in four countries during CodeWeek 2022** and introduced around 400 students to the world of coding and robotics

As part of a collaboration formalised in 2016, **EURid and EUIPO signed a new Memorandum of Understanding**, committing to join forces on trademark and domain name awareness

EURid held **the .eu Day** in Mechelen, Belgium, where the **.eu Academy Masterclasses** gave EURid stakeholders and entrepreneurs the chance to learn more about the use of AI, the importance of intellectual property, the customer journey, cybersecurity and behavioural psychology in business from five domain experts

NOV  
2022

EURid announced the **7 winners of the 2022 .eu Web Awards** during a memorable awards ceremony held on 17 November in Mehelen

EURid announced a **0.25 EUR price increase** from 1 January 2023

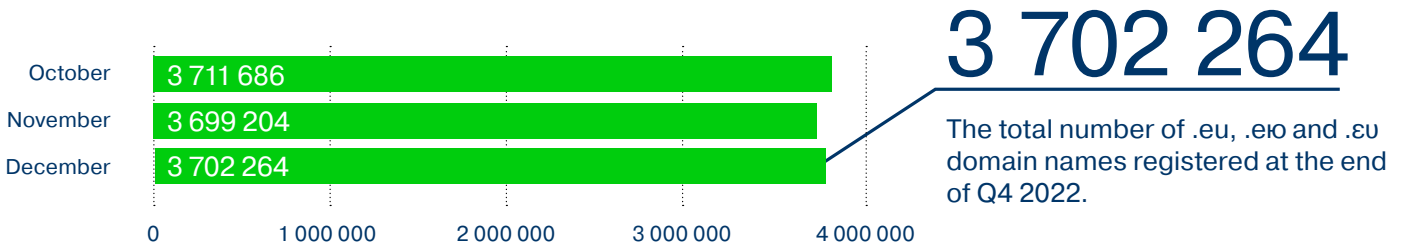
DEC  
2022


EURid introduced **a new verification method** for .eu domain name holders. In addition to verification by MRZ scan, SMS, e-ID card or bank transfer, they can now also choose to verify by **credit card**.

EURid has decided to extend the **discount on the basic fee for the .eu ADR procedure** until the end of 2023

# The .eu, .eю and .ευ TLDs


## TOTAL NUMBER OF .eu, .eю AND .ευ REGISTRATIONS AT THE END OF Q4 2022





# 78%

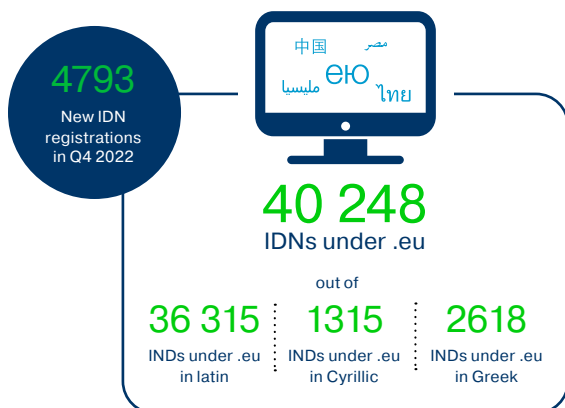
AVERAGE RENEWAL RATE DURING Q4 2022\*



# 186 117

NEW .eu REGISTRATIONS IN Q4 2022

### INTERNATIONALISED DOMAIN NAMES (IDNS)



### MULTI-YEAR REGISTRATIONS (MYRS)

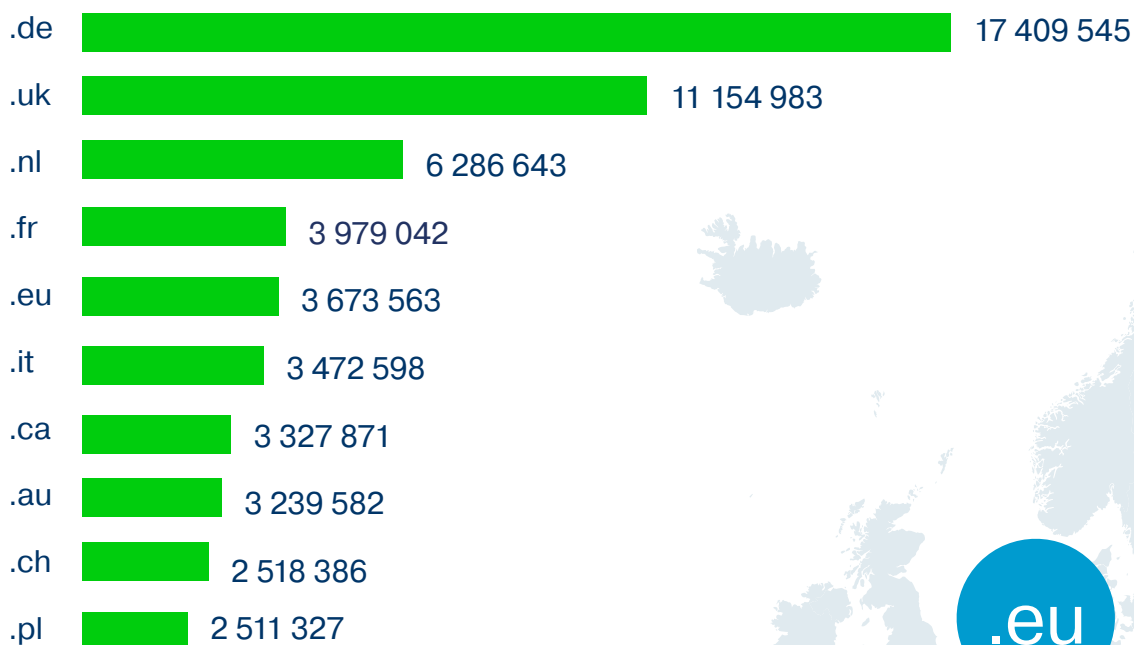


To learn more about IDNs, visit [idnworldreport.eu](http://idnworldreport.eu).

\* Please note, that the renewal rate is always an interim number till 40 days after the period finishes (and the reactivations from quarantine finish for that period).

# cctld registrations

## TOP 10 CENTR ccTLDs BASED ON REGISTRATIONS AS OF Q4 2022



CENTRstats – Databank – Registrations


3 673 563

# The registrants

## TOTAL NUMBER OF .eu, .eu & .eu DOMAIN NAMES BY COUNTRY OF REGISTRANT

Country	Names
Åland Island	118
Austria <sup>08</sup>	157 907
Belgium <sup>09</sup>	146 859
Bulgaria	38 717
Croatia	13 194
Cyprus	18 848
Czech Republic <sup>07</sup>	176 956
Denmark	34 249
Estonia	33 987
Finland	20 362
France <sup>03</sup>	305 672
French Guiana	55
Germany <sup>01</sup>	997 352
Greece	53 202
Guadeloupe	219
Hungary	49 370
Iceland	427
Ireland	81 589
Italy <sup>04</sup>	272 302

Country	Names
Latvia	14 624
Liechtenstein	662
Lithuania	28 616
Luxembourg	19 393
Malta	15 826
Martinique	128
Mayotte	5
Netherlands <sup>02</sup>	463 116
Norway	26 427
Poland <sup>05</sup>	228 700
Portugal <sup>06</sup>	177 382
Reunion	281
Romania	30 266
Saint Martin	3
Slovakia	48 906
Slovenia	17 783
Spain <sup>10</sup>	131 745
Sweden	66 928
Eligibility based on citizenship	30 061



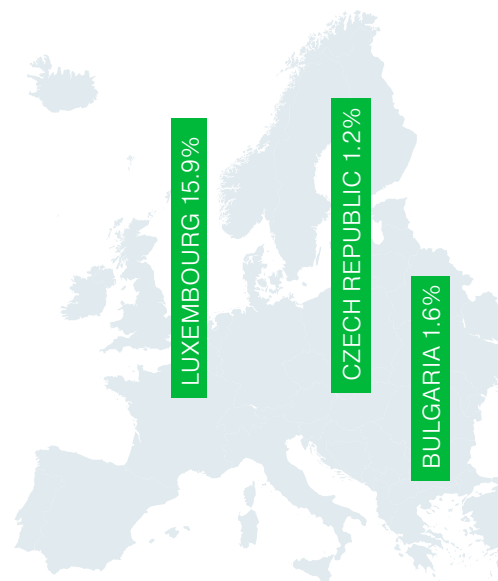
Top 10 countries with the most registrations

The table above is based on country codes. Some EU Member State territories (such as Gibraltar, the Åland Islands and Guadeloupe) have their own country codes, which is why they are included in the list.

## GROWTH BY COUNTRY, QUARTER OVER QUARTER AND YEAR OVER YEAR

Country	Q4 2022 vs. Q3 2022	Q4 2022 vs. Q4 2021
Austria	-1.0%	-0.7%
Åland Island	-0.8%	-10.6%
Belgium	-0.5%	-1.0%
Bulgaria <sup>04</sup>	1.6%	5.4%
Croatia	0.1%	1.1%
Cyprus	0.0%	1.6%
Czech Republic <sup>05</sup>	1.2%	0.6%
Denmark	-0.5%	0.8%
Estonia	0.7%	3.1%
Finland	-0.3%	1.5%
France	-0.5%	-1.3%
French Guiana <sup>03</sup>	1.9%	-11.3%
Germany	-0.5%	-1.7%
Guadeloupe	-3.9%	-10.2%
Greece	-2.0%	-0.2%
Hungary	-0.1%	-0.3%
Ireland	0.3%	-2.8%
Iceland	-1.6%	-11.2%
Italy	-1.5%	-2.7%

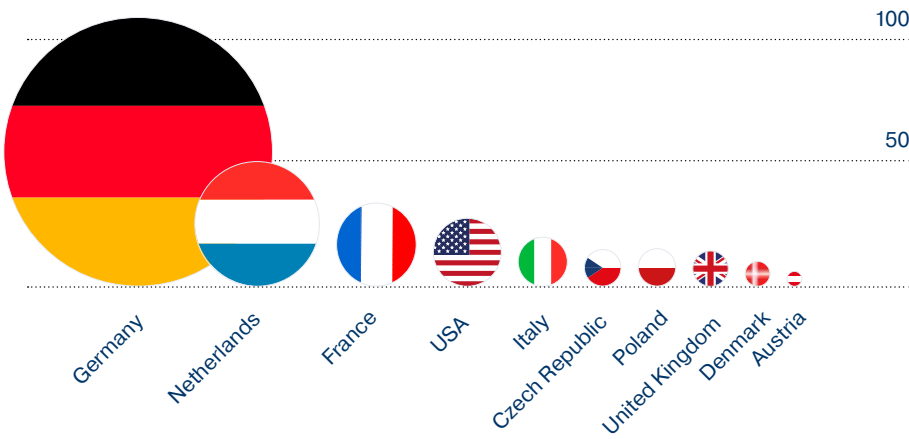
Country	Q4 2022 vs. Q3 2022	Q4 2022 vs. Q4 2021
Liechtenstein	0.6%	-0.9%
Lithuania	-1.8%	-4.0%
Luxembourg <sup>02</sup>	15.9%	22.0%
Latvia	-8.6%	-16.6%
Malta	-0.1%	1.1%
Martinique	-3.8%	-15.8%
Mayotte <sup>01</sup>	25.0%	25.0%
Netherlands	0.0%	-1.5%
Norway	-0.6%	7.9%
Poland	0.2%	0.7%
Portugal	-6.6%	10.0%
Reunion	-2.1%	-5.4%
Romania	0.8%	0.3%
Saint Martin	0.0%	0.0%
Spain	0.2%	-1.2%
Slovenia	0.2%	2.4%
Slovakia	0.9%	0.4%
Sweden	-1.8%	-4.7%
Eligibility based on citizenship	17.4%	53.6%



Top growth countries Q4 2022 vs. Q3 2022 with over 1000 registrations

# The registrars

## TOP 100 COUNTRIES BASED ON THE NUMBER OF EURid ACCREDITED REGISTRARS



## KEY FIGURES

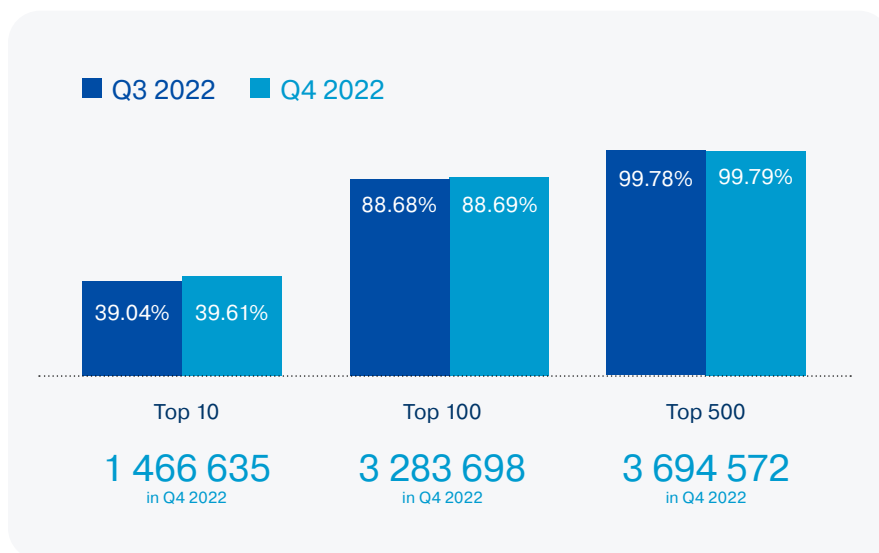


**88.69 %**

REGISTRATIONS BY TOP 100 REGISTRARS IN Q4 2022

## MARKET SHARE OF TOP 10, TOP 100 AND TOP 500 REGISTRARS

The top 100 EURid accredited registrars manage about 88 % of all registrations, which means that many registrars are small businesses.



**714**

EURid ACCREDITED REGISTRARS AT THE END OF Q4 2022

...eu...eю...ΕU

Powered by **EURid**

info@eurid.eu / +32 (0)2 401 27 50 / www.eurid.eu



**EMAS**

Verified environmental management  
REG. NO. BE-VL-000016

