


Q2 2022 PROGRESS REPORT

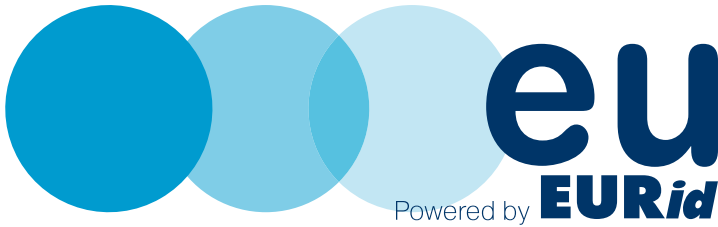
**EURid**

# Quarterly Update

Q2



# At a glance



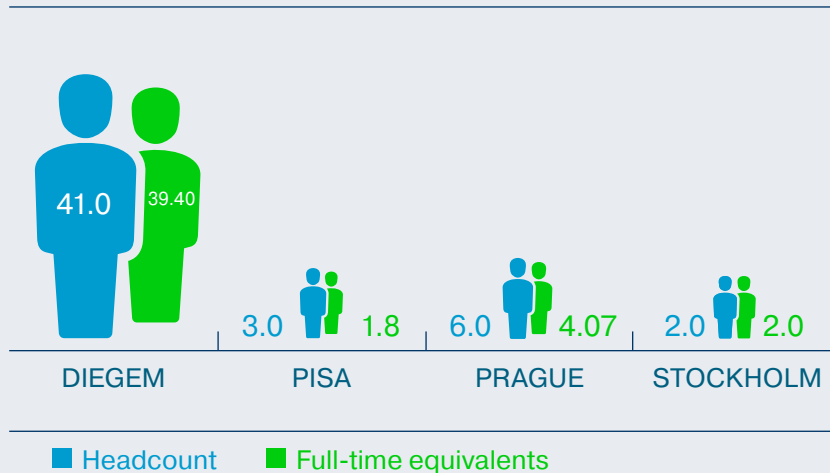
## Q2 2022

172 037 new registrations were recorded in Q2 2022, contributing to 3 722 177 .eu domain name registrations at the end of the quarter. The growth in registrations was led by Portugal with 5.1%, Norway with 3.4% and Austria with 2%.

In Q2, EURid launched the ninth edition of the .eu Web Awards, signed the new service concession contract with the European Commission, took part in the CENTR Jamboree in Prague and signed a memorandum of understanding with ICANN to promote multilingualism and inclusion on the Internet.

## HEADCOUNT PER OFFICE

52 EMPLOYEES WORKING AT EURID'S 4 OFFICES AT THE END OF Q2 2022.



## KEY FIGURES



**172 037**  
NEW DOMAIN NAME REGISTRATIONS IN Q2 2022



TOP GROWTH COUNTRY  
PORTUGAL

**5.1%**  
Q2 2022



**25**

DOMAIN NAME DISPUTES FILED IN Q2 2022


# Developments Q2 2022

EURid extended the Covid-related domain name checks and added checks of newly registered domain names that have a root of the word “Ukraine” in all EU official languages.

APR 06  
2022

.eu TLD celebrated its 16th anniversary with over 3.7 million registrations.

MAY 02  
2022



The ninth edition of the .eu Web Awards was launched; the nomination and voting period will run until 17 August 2022.

MAY 17  
2022



EURid published the .eu Illustrated magazine, which spotlights online safety and sheds light on how EURid is tackling cybercrime.

EURid took part in the CENTR Jamboree in Prague and contributed to several interesting panel discussions.

JUN 01  
2022

JUN 02  
2022

EURid signed the new service concession contract with the European Commission. The contract is concluded for an initial period of 5 years and may be extended once for an additional period not exceeding 5 years.

JUN 15  
2022

EURid took part in the Web Marketing festival in Rimini, Italy, which attracted over 36,000 attendees

JUN 18  
2022

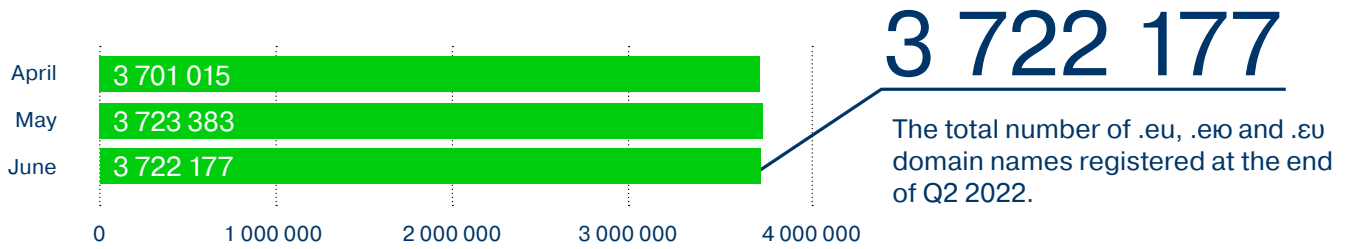



EURid and ICANN signed a MOU to strengthen efforts to promote multilingualism and inclusion on the Internet.

JUN 20  
2022

# The .eu, .eю and .eυ TLDs


TOTAL NUMBER OF .eu, .eю AND .eυ REGISTRATIONS AT THE END OF Q2 2022





**83.3%**

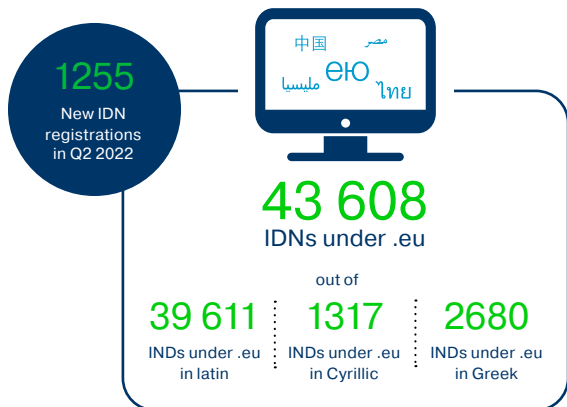
AVERAGE RENEWAL RATE DURING Q2 2022\*



**172 037**

NEW .eu REGISTRATIONS IN Q2 2022

## INTERNATIONALISED DOMAIN NAMES (IDNS)



## MULTI-YEAR REGISTRATIONS (MYRS)

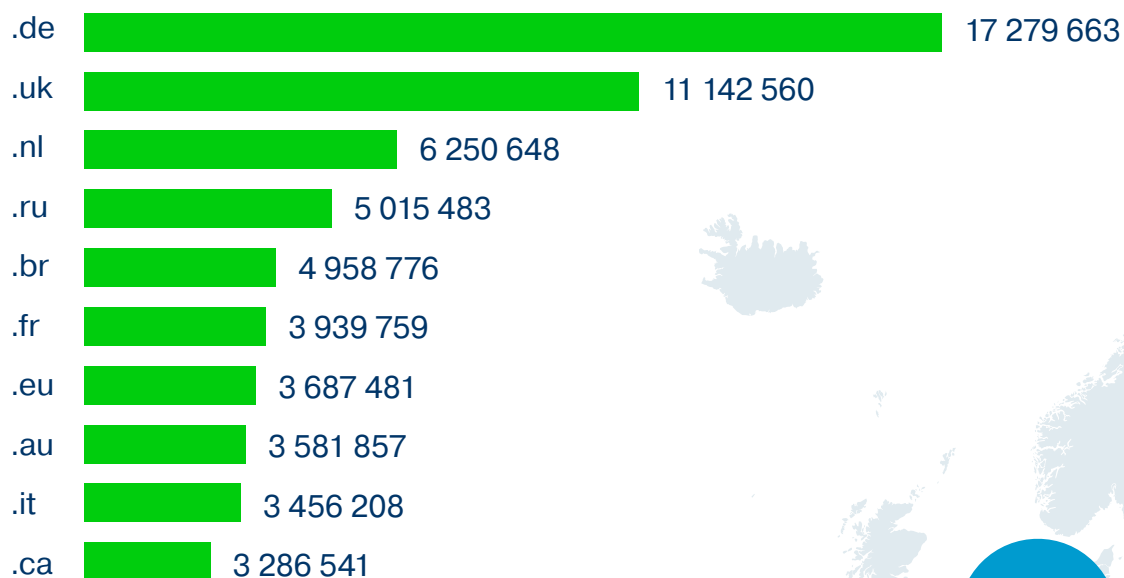


To learn more about IDNs, visit [idnworldreport.eu](http://idnworldreport.eu).

\* Please note, that the renewal rate is always an interim number till 40 days after the period finishes (and the reactivations from quarantine finish for that period).

# cctld registrations

## TOP 10 CENTR ccTLDs BASED ON REGISTRATIONS AS OF Q2 2022



CENTRstats – Databank – Registrations

.eu


3 687 481

# The registrants

## TOTAL NUMBER OF .eu, .eu & .eu DOMAIN NAMES BY COUNTRY OF REGISTRANT

Country	Names
Åland Island	117
Austria <sup>08</sup>	160 054
Belgium <sup>09</sup>	148 516
Bulgaria	37 712
Croatia	13 094
Cyprus	18 630
Czech Republic <sup>07</sup>	175 264
Denmark	37 712
Estonia	33 305
Finland	20 179
France <sup>03</sup>	307 644
French Guiana	52
Germany <sup>01</sup>	1 014 785
Gibraltar	5
Greece	53 926
Guadeloupe	232
Hungary	49 506
Iceland	432
Ireland	82 039
Italy <sup>04</sup>	275 724

Country	Names
Latvia	17 208
Liechtenstein	672
Lithuania	29 213
Luxembourg	16 781
Malta	15 874
Martinique	139
Mayotte	4
Netherlands <sup>02</sup>	464 879
Norway	25 448
Poland <sup>05</sup>	228 023
Portugal <sup>06</sup>	177 092
Reunion	290
Romania	29 971
Saint Martin	3
Slovakia	48 447
Slovenia	17 511
Spain <sup>10</sup>	132 109
Sweden	69 040
United Kingdom	3 607
Eligibility based on citizenship	24 789



Top 10 countries with the most registrations

The table above is based on country codes. Some EU Member State territories (such as Gibraltar, the Åland Islands and Guadeloupe) have their own country codes, which is why they are included in the list.

## GROWTH BY COUNTRY, QUARTER OVER QUARTER AND YEAR OVER YEAR

Country	Q2 2022 vs. Q1 2022	Q2 2022 vs. Q2 2021
Austria <sup>03</sup>	2%	0%
Åland Island	-3%	-10%
Belgium	0%	0%
Bulgaria	1%	1%
Croatia	0%	2%
Cyprus	0%	-4%
Czech Republic	0%	-5%
Denmark	2%	0%
Estonia	1%	3%
Finland	0%	6%
France	-1%	-1%
French Guiana	-4%	-19%
Germany	-1%	2%
Gibraltar	0.0%	-98%
Guadeloupe	0.0%	-1%
Greece	0%	2%
Hungary	0%	0%
Ireland	-1%	-5%
Iceland	-11%	-4%
Italy	-1%	-2%

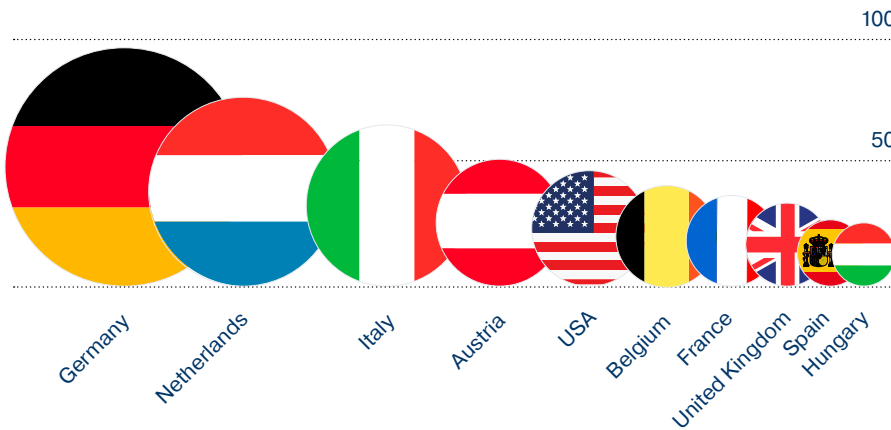
Country	Q2 2022 vs. Q1 2022	Q2 2022 vs. Q2 2021
Liechtenstein	-2%	5%
Lithuania	-2%	-1%
Luxembourg	-2%	4%
Latvia	-1%	6%
Malta	1%	1%
Martinique	4%	-14%
Mayotte	0.0%	0.0%
Netherlands	-1%	-2%
Norway <sup>02</sup>	3%	3%
Poland	0%	-2%
Portugal <sup>01</sup>	5%	33%
Reunion	0%	-1%
Romania	-1%	-2%
Spain	-1%	0%
Saint Martin	0.0%	0.0%
Slovenia	0%	-2%
Slovakia	0%	-2%
Sweden	-1%	-2%
United Kingdom	0.0%	-92%
Eligibility based on citizenship	8.0%	55.0%



Top growth countries Q2 2022 vs. Q1 2022 with over 1000 registrations

# The registrars

## TOP 10 COUNTRIES BASED ON THE NUMBER OF EURid ACCREDITED REGISTRARS



## KEY FIGURES

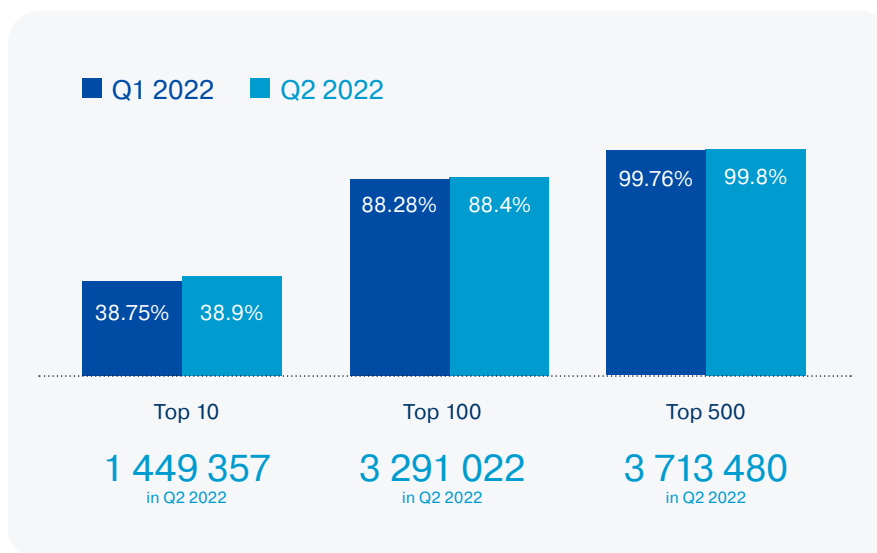


84.92%

REGISTRATIONS  
BY TOP 10  
REGISTRARS IN Q2 2022

## MARKET SHARE OF TOP 10, TOP 100 AND TOP 500 REGISTRARS

The top 100 EURid accredited registrars manage about 88 % of all registrations, which means that many registrars are small businesses.



712

EURid ACCREDITED REGISTRARS  
AT THE END OF Q2 2022

...eu...eю...EU

Powered by **EURid**

info@eurid.eu / +32 (0)2 401 27 50 / www.eurid.eu

