


Q4 2023 PROGRESS REPORT

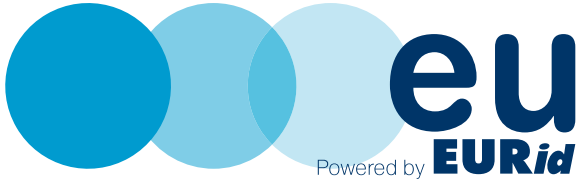
**EURid**

# Quarterly Update

Q4



# At a glance



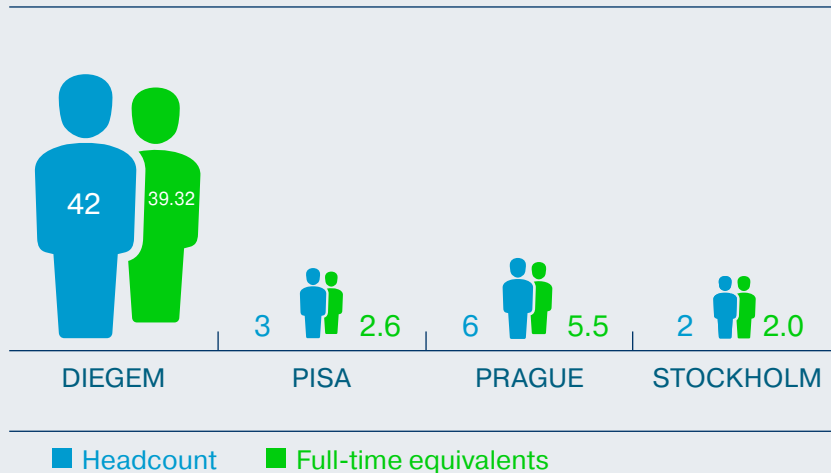
## Q4 2023

In Q4 2023, we recorded 158,737 new registrations, bringing the total .eu domain name registrations to 3,684,820 by the end of the quarter. The Top 3 countries with the highest net growth were Hungary with 4%, followed by Estonia with 2.1%, and Sweden with 1%.

In addition, EURid participated in the 18th annual IGF forum in Kyoto, Japan, organized robotics and coding workshops for over 400 kids around Europe, celebrated the winners of the 10th annual .eu Web Awards, and carried out the second .eu Day with three enlightening masterclass speakers.

## HEADCOUNT PER OFFICE

53 EMPLOYEES WORKING AT EURID'S 4 OFFICES AT THE END OF Q4 2023.



## KEY FIGURES



# 158 737

NEW DOMAIN NAME REGISTRATIONS IN Q4 2023

**-14.76%**

New registrations compared to Q4 2022

**-0.79%**

Net growth in Q4 2023



TOP GROWTH COUNTRY HUNGARY

# 4.0%

Q4 2023



# 19

DOMAIN NAME DISPUTES FILED IN Q4 2023

# Developments Q4 2023

OCTOBER  
2023

EURid participated in the 18th annual meeting of the **Internet Governance Forum in Kyoto, Japan**. Engaged in discussions with industry partners, the focus encompassed crucial topics such as **AI & Emerging Technologies, Avoiding Internet Fragmentation, and Cybersecurity**.

For the **eighth consecutive year, EURid teamed up with over 400 students in four countries during CodeWeek 2023**. Through this initiative, we are introducing young minds across Europe to the exciting realms of coding and robotics.

NOVEMBER  
2023

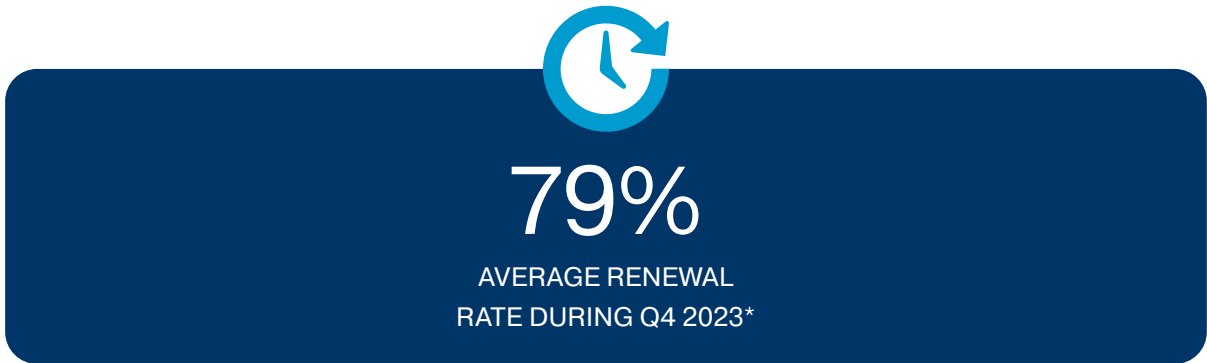
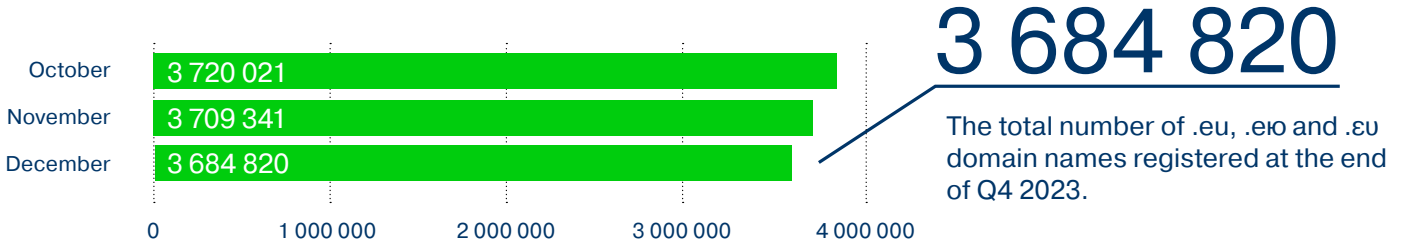
EURid successfully executed the **second .eu Day**, featuring **three enlightening .eu Academy Masterclasses**. The sessions included **Josef Holý's** insights on AI, **Sophie Timmermann's** exploration of fake news, and **Mart de Kruif's** perspectives on defending European values.

EURid announced the **successful completion of the EMAS audit** under the existing EMAS certificate (BE-VL-000016). This accomplishment reflected our commitment to environmental transparency, **contributing to a greener and more sustainable future**.

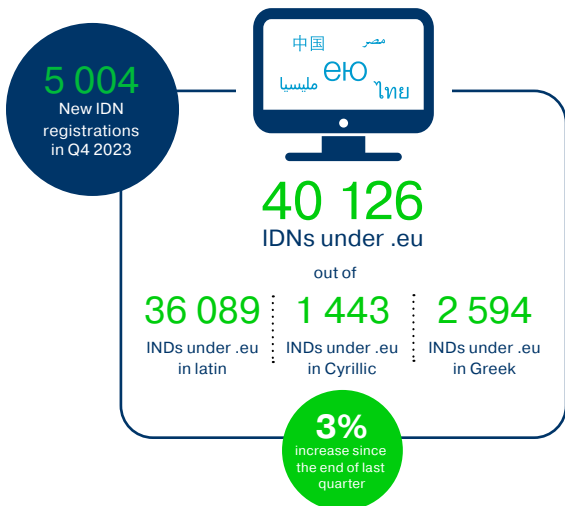
EURid proudly revealed the **six winners of the 10th .eu Web Awards** at a memorable gala in **Brussels on November 16**. Each winner was honored with a prestigious .eu award crafted from Bohemian glass and received €5,000 to fuel their online marketing campaigns.

# The .eu, .eю and .ευ TLDs

## TOTAL NUMBER OF .eu, .eю AND .ευ REGISTRATIONS AT THE END OF Q4 2023

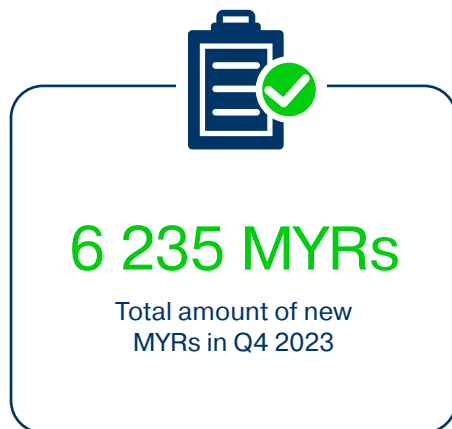


### INTERNATIONALISED DOMAIN NAMES (IDNS)



To learn more about IDNs, visit [idnworldreport.eu](http://idnworldreport.eu).

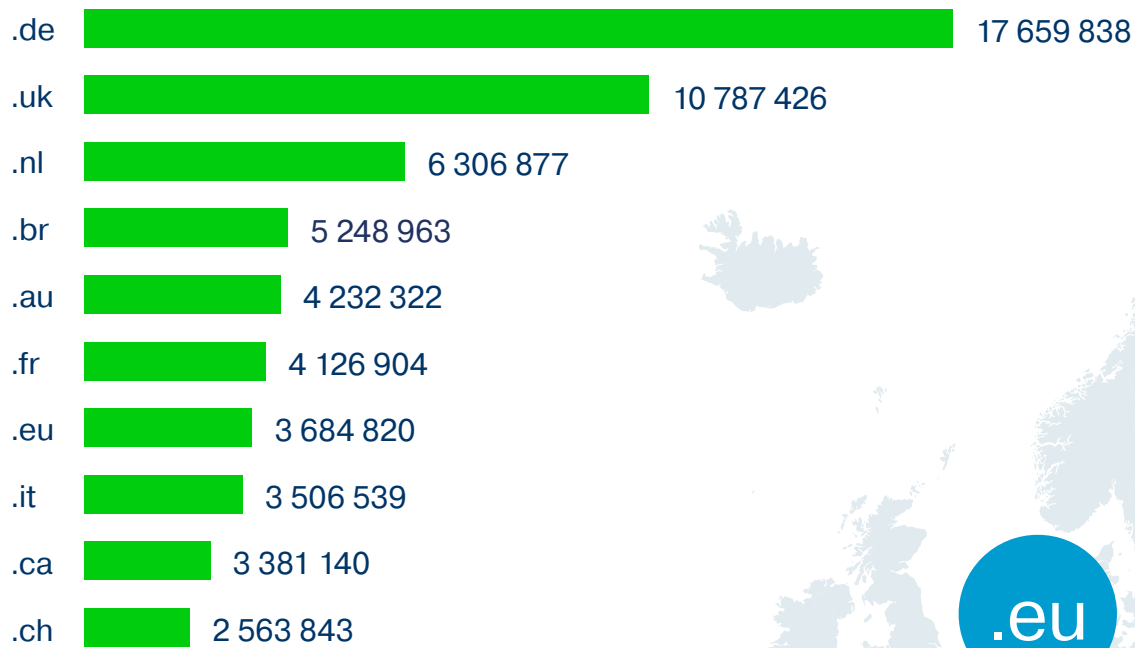
### MULTI-YEAR REGISTRATIONS (MYRS)



\* Please note, that the renewal rate is always an interim number till 40 days after the period finishes (and the reactivations from quarantine finish for that period).

# cctld registrations

## TOP 10 CENTR ccTLDs BASED ON REGISTRATIONS AS OF Q4 2023



CENTRstats – Databank – Registrations


3 684 820

# The registrants

## TOTAL NUMBER OF .eu, .eю & .eu DOMAIN NAMES BY COUNTRY OF REGISTRANT

Country	Names
Åland Island	93
Austria <sup>09</sup>	142 957
Belgium <sup>08</sup>	144 807
Bulgaria	41 016
Croatia	14 735
Cyprus	27 828
Czech Republic <sup>07</sup>	173 544
Denmark	32 839
Estonia	36 065
Finland	20 971
France <sup>03</sup>	306 477
French Guiana	79
Germany <sup>01</sup>	985 934
Greece	51 819
Guadeloupe	220
Hungary	52 274
Iceland	460
Ireland	79 168
Italy <sup>04</sup>	270 321

Country	Names
Latvia	14 828
Liechtenstein	705
Lithuania	30 036
Luxembourg	15 649
Malta	16 372
Martinique	153
Mayotte	5
Netherlands <sup>02</sup>	456 298
Norway	22 352
Poland <sup>05</sup>	226 421
Portugal <sup>06</sup>	192 566
Reunion	286
Romania	32 859
Saint Martin	2
Slovakia	50 386
Slovenia	18 876
Spain <sup>10</sup>	134 847
Sweden	66 464
Eligibility based on citizenship	26 830



Top 10 countries with the most registrations

The table above is based on country codes. Some EU Member State territories (such as Gibraltar, the Åland Islands and Guadeloupe) have their own country codes, which is why they are included in the list.

## GROWTH BY COUNTRY, QUARTER OVER QUARTER AND YEAR OVER YEAR

Country	Q4 2023 vs. Q3 2023	Q4 2023 vs. Q4 2022
Åland Island	-12.3%	-21.2%
Austria	-1.5%	-9.5%
Belgium	-0.3%	-1.4%
Bulgaria	1.6%	5.9%
Croatia	3.1%	11.7%
Cyprus	0.3%	47.6%
Czech Republic	-1.6%	-1.9%
Denmark	-0.4%	-4.1%
Estonia <sup>02</sup>	2.1%	6.1%
Finland	1.7%	3.0%
France <sup>05</sup>	0.2%	0.3%
French Guiana	0.0%	43.6%
Germany	-0.5%	-1.1%
Guadeloupe	0.0%	0.5%
Greece	-0.5%	-2.6%
Hungary <sup>01</sup>	4.0%	5.9%
Ireland	-1.4%	-3.0%
Iceland	8.5%	7.7%
Italy	-0.1%	-0.7%
Latvia	1.6%	1.4%

Country	Q4 2023 vs. Q3 2023	Q4 2023 vs. Q4 2022
Liechtenstein	1.1%	6.5%
Lithuania	1.8%	5.0%
Luxembourg	-14.3%	-19.3%
Malta	0.2%	3.5%
Martinique	0.5%	19.5%
Mayotte	0.0%	0.0%
Netherlands	-0.6%	-1.5%
Norway	-3.6%	-15.4%
Poland	-0.5%	-1.0%
Portugal	-8.5%	8.6%
Reunion	1.4%	1.8%
Romania	1.6%	8.6%
Saint Martin	0.0%	-33.3%
Slovakia	0.8%	3.0%
Slovenia	0.9%	6.1%
Spain <sup>04</sup>	0.5%	2.4%
Sweden <sup>03</sup>	1.1%	-0.7%
Eligibility based on citizenship	9.7%	4.8%



Top growth countries Q3 2023 vs. Q4 2023 with over 1000 registrations

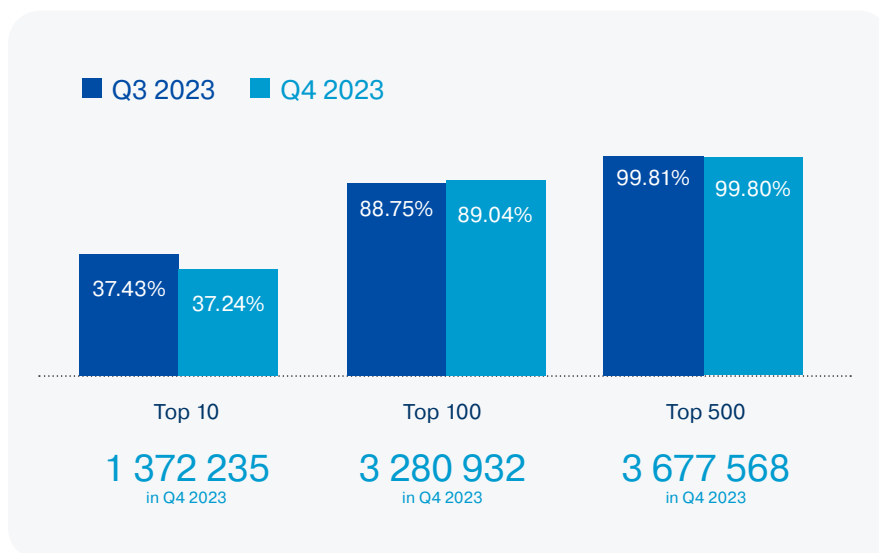
# The registrars

## TOP 10 COUNTRIES BASED ON THE NUMBER OF EURID LOCAL OPERATIVE ACCREDITED REGISTRARS IN Q4



## MARKET SHARE OF TOP 10, TOP 100 AND TOP 500 REGISTRARS

The top 100 EURid accredited registrars manage about 88 % of all registrations, which means that many registrars are small businesses.



## KEY FIGURES



89.04%

REGISTRATIONS BY TOP 100 REGISTRARS IN Q4 2023



664

EURid ACCREDITED REGISTRARS AT THE END OF Q4 2023

...eu...eю...ΕU

Powered by **EURid**

info@eurid.eu / +32 (0)2 401 27 50 / www.eurid.eu



**EMAS**

Verified environmental management  
REG. NO. BE-VL-000016

